

# **ITR** *Telescopic*

*Telescopiche - Telescopique - Teleskpparm*



## **ITRunner**

**KEEP CALM AND FARM**

www.itrunner.it

SP 159

4

bob

Chiabotti  
Rea

SP 661



Da 45 anni produciamo attrezzature per il trasporto di materiali sviluppando un know how globale in grado di renderci una delle aziende di riferimento a livello internazionale.



For 45 years we have been producing equipment for the transport of materials developing a global know-how able to make us one of the reference companies at international level.



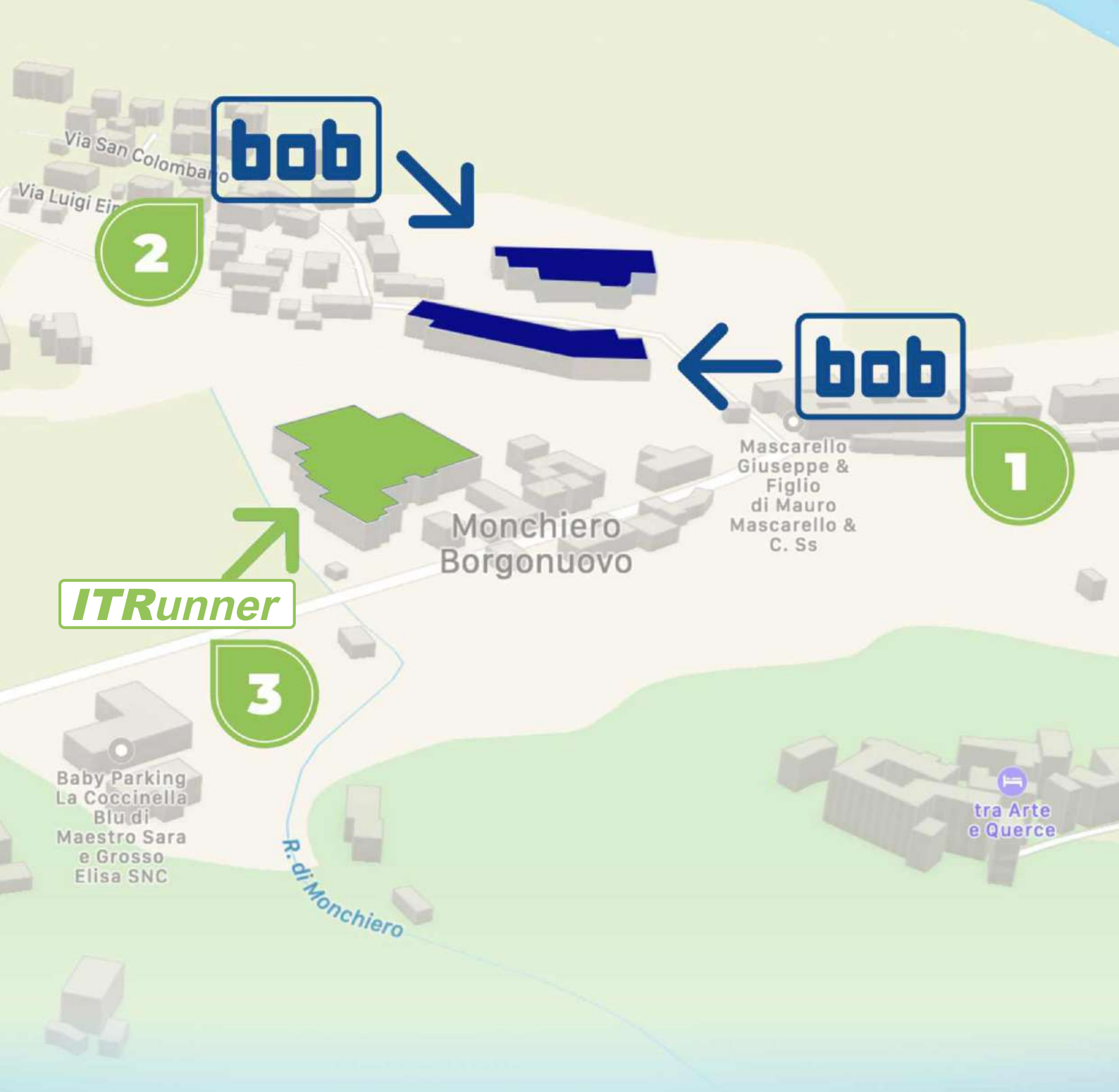
Depuis 45 ans, nous produisons des équipements pour le transport de matériaux développant un savoir-faire mondial capable de faire de nous l'une des sociétés de référence au niveau international



Seit 45 Jahren produzieren wir Anlagen für den Transport von Materialien und entwickeln ein globales Know-how, das uns zu einem der Referenzunternehmen auf internationaler Ebene machen kann

Strada Santa Lucia





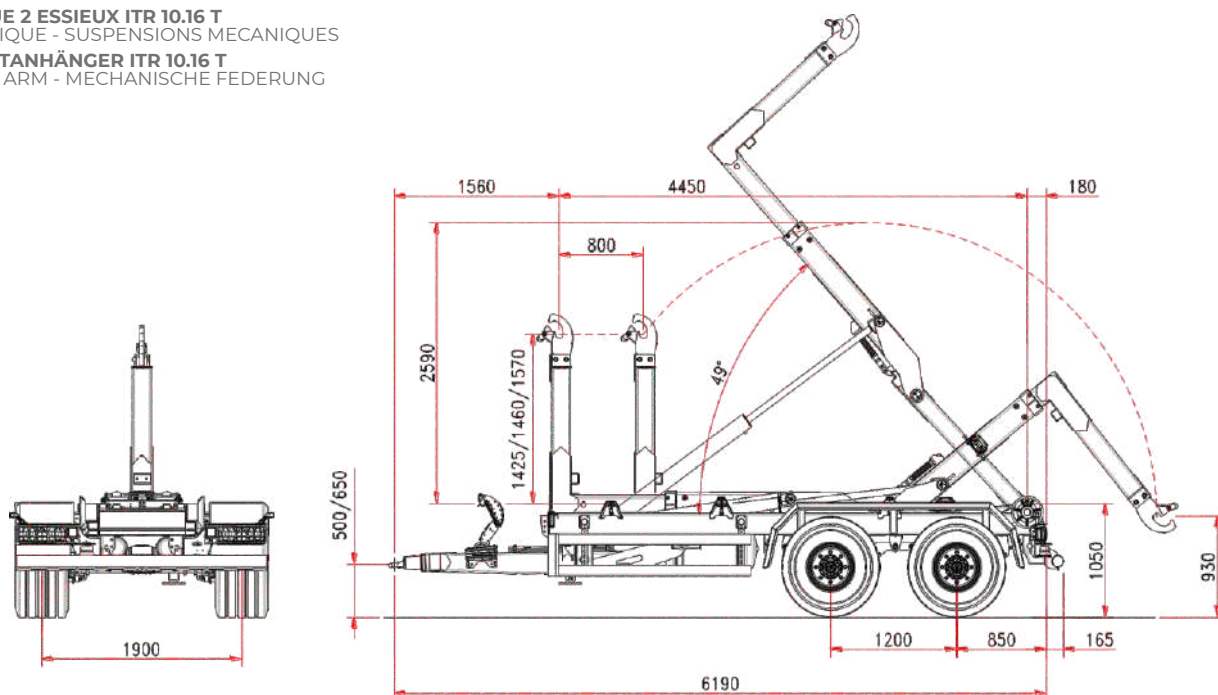


**RIMORCHIO 2 ASSI ITR 10.16 T**  
TELESCOPICO - SOSPENSIONI MECCANICHE

**2 AXLES HOOKLIFT TRAILER ITR 10.16 T**  
TELESCOPIC - MECHANIC SUSPENSIONS

**REMORQUE 2 ESSIEUX ITR 10.16 T**  
TELESCOPIQUE - SUSPENSIONS MECANIQUES

**HAKENLIFTANHÄNGER ITR 10.16 T**  
TELESKOP ARM - MECHANISCHE FEDERUNG




## Caratteristiche Standard

## Standard Features

## Caractéristiques Standard

## Standard-Merkmale

### TELAIO

|  |                    |              |
|--|--------------------|--------------|
|  | Sezione longheroni | 200 x 100 mm |
|  | Sezioni assali     | 2 x 100 mm   |
|  | Freni a tamburo    | 350 x 90 mm  |
|  | Sezione ruote      | 500/50-17    |

### PESO E MISURE

|                             |              |
|-----------------------------|--------------|
| P.T.T. (G.T.W.)             | 16 t         |
| Dimensione Min./Max cassone | 3500/5500 mm |
| Max velocità                | 40 km/h      |
| (*) Tara                    | 3500 kg      |

### BRACCIO TELESCOPICO


|                              |                |
|------------------------------|----------------|
| Altezza gancio               | 1425/1460/1570 |
| Bloccaggio container esterno | idraulico      |
| Angolo di ribaltamento       | 49°            |
| Max cap. ribaltamento        | 10 t           |
| Max cap. carico              | 10 t           |

### SISTEMA IDRAULICO

|                       |                 |
|-----------------------|-----------------|
| Idraulica al trattore | 3 elementi d.e. |
|-----------------------|-----------------|

(\*) La tara è riferita all'attrezzatura base del rimorchio senza opzioni ed accessori

### CHASSIS

|  |                   |              |
|--|-------------------|--------------|
|  | Section structure | 200 x 100 mm |
|  | Section essieux   | 2 x 100 mm   |
|  | Freins tambour    | 350 x 90 mm  |
|  | Pneus             | 500/50-17    |

### POIDS ET DIMENSIONS

|                       |              |
|-----------------------|--------------|
| Poids totale remorque | 16 t         |
| Longueur conteneur    | 3500/5500 mm |
| Max vitesse           | 40 km/h      |
| (*) Tara              | 3500 kg      |

### BRAS TELESCOPIQUE


|                         |                |
|-------------------------|----------------|
| Hauteur crochet         | 1425/1460/1570 |
| Verrouillage conteneur  | hydraulique    |
| Angle de bennage        | 49°            |
| Max capacité de bennage | 10 t           |
| Max capacité de charge  | 10 t           |

### SYSTÈME HYDRAULIQUE

|                      |                  |
|----------------------|------------------|
| Hydraulique tracteur | 3 contrôles d.e. |
|----------------------|------------------|

(\*) La tare de la remorque est référencé à l'équipement base sans options et accessoires.

### CHASSIS

|   |               |              |
|---|---------------|--------------|
|  | Frame section | 200 x 100 mm |
|   | Axles section | 2 x 100 mm   |
|   | Brake drums   | 350 x 90 mm  |
|   | Wheel size    | 500/50-17    |

### WEIGHT AND DIMENSION

|                               |              |
|-------------------------------|--------------|
| Gross Trailer Weight (G.T.W.) | 16 t         |
| Container handling cap.       | 3500/5500 mm |
| Max speed                     | 40 km/h      |
| (*) Tare                      | 3500 kg      |

### TELESCOPIC ARM


|                                     |                |
|-------------------------------------|----------------|
| Hook level                          | 1425/1460/1570 |
| Container internal/external locking | hydraulic      |
| Tipping angle                       | 49°            |
| Tipping capacity                    | 10 t           |
| Lifting capacity                    | 10 t           |

### OLEO-DYNAMIC SYSTEM

|                    |                  |
|--------------------|------------------|
| Tractor hydraulics | 3 controls d. a. |
|--------------------|------------------|

(\*) Tare: the trailer weight is referred to the basic unit without options and accessories.

### FAHRGESTELL

|   |                   |              |
|---|-------------------|--------------|
|  | Rahmenquerschnitt | 200 x 100 mm |
|   | Achsenquerschnitt | 2 x 100 mm   |
|   | Bremstrommel      | 350 x 90 mm  |
|   | Bereifung         | 500/50-17    |

### MASSE UND GEWICHT

|                           |              |
|---------------------------|--------------|
| Gesamtgewicht             | 16 t         |
| Containerlänge min./max   | 3500/5500 mm |
| Zul.Höchstgeschwindigkeit | 40 km/h      |
| (*) Leergewicht           | 3500 kg      |

### TELESKOPARM

|                                     |                |
|-------------------------------------|----------------|
| Hakenhöhe                           | 1425/1460/1570 |
| Innere/äußere Containerverriegelung | hydraulisch    |
| Kippwinkel                          | 49°            |
| kippkapazität                       | 10 t           |
| Hebekapazität                       | 10 t           |

### HIDRAULIKANLAGE

|                      |                  |
|----------------------|------------------|
| Hydraulik am Traktor | 3 doppelwirkende |
|----------------------|------------------|

(\*) Leergewicht ohne Zusatzausstattungen und Sonderausrüstungen

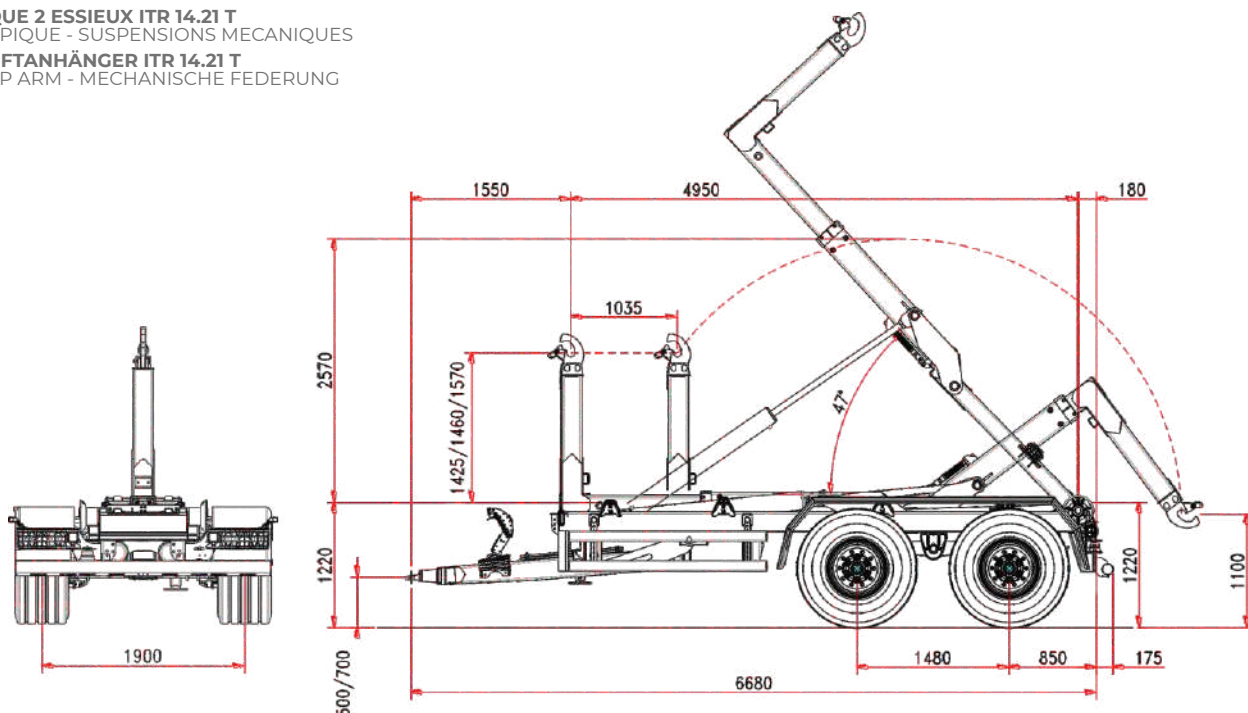


**RIMORCHIO 2 ASSI ITR 14.21 T**  
TELESCOPICO - SOSPENSIONI MECCANICHE

**2 AXLES HOOKLIFT TRAILER ITR 14.21 T**  
TELESCOPIC - MECHANIC SUSPENSIONS

**REMORQUE 2 ESSIEUX ITR 14.21 T**  
TELESCOPIQUE - SUSPENSIONS MECANIQUES

**HAKENLIFTANHÄNGER ITR 14.21 T**  
TELESKOP ARM - MECHANISCHE FEDERUNG




## Caratteristiche Standard

## Standard Features

## Caractéristiques Standard

## Standard-Merkmale

### TELAIO

|  |                    |              |
|--|--------------------|--------------|
|  | Sezione longheroni | 200 x 100 mm |
|  | Sezioni assali     | 2 x 110 mm   |
|  | Freni a tamburo    | 400 x 80 mm  |
|  | Sezione ruote      | 500/60-22,5  |

### PESO E MISURE

|                             |              |
|-----------------------------|--------------|
| P.T.T. (G.T.W.)             | 21 t         |
| Dimensione Min./Max cassone | 4000/6000 mm |
| Max velocità                | 40 km/h      |
| (*) Tara                    | 4680 kg      |

### BRACCIO TELESCOPICO


|                              |                |
|------------------------------|----------------|
| Altezza gancio               | 1425/1460/1570 |
| Bloccaggio container esterno | idraulico      |
| Angolo di ribaltamento       | 47°            |
| Max cap. ribaltamento        | 14 t           |
| Max cap. carico              | 14 t           |

### SISTEMA IDRAULICO

|                       |                 |
|-----------------------|-----------------|
| Idraulica al trattore | 3 elementi d.e. |
|-----------------------|-----------------|

(\*) la tara è riferita all'attrezzatura base del rimorchio senza opzioni ed accessori

### CHASSIS

|  |                   |              |
|--|-------------------|--------------|
|  | Section structure | 200 x 100 mm |
|  | Section essieux   | 2 x 110 mm   |
|  | Freins tambour    | 400 x 80 mm  |
|  | Pneus             | 500/60-22,5  |

### POIDS ET DIMENSIONS

|                       |              |
|-----------------------|--------------|
| Poids totale remorque | 21 t         |
| Longueur conteneur    | 4000/6000 mm |
| Max vitesse           | 40 km/h      |
| (*) Tara              | 4680 kg      |

### BRAS TELESCOPIQUE


|                         |                |
|-------------------------|----------------|
| Hauteur crochet         | 1425/1460/1570 |
| Verrouillage conteneur  | hydraulique    |
| Angle de bennage        | 47°            |
| Max capacité de bennage | 14 t           |
| Max capacité de charge  | 14 t           |

### SYSTÈME HYDRAULIQUE

|                      |                  |
|----------------------|------------------|
| Hydraulique tracteur | 3 contrôles d.e. |
|----------------------|------------------|

(\*) La tare de la remorque est référée à l'équipement base sans options et accessoires.

### CHASSIS

|   |               |              |
|---|---------------|--------------|
|  | Frame section | 200 x 100 mm |
|   | Axles section | 2 x 110 mm   |
|   | Brake drums   | 400 x 80 mm  |
|   | Wheel size    | 500/60-22,5  |

### WEIGHT AND DIMENSION

|                               |              |
|-------------------------------|--------------|
| Gross Trailer Weight (G.T.W.) | 21 t         |
| Container handling cap.       | 4000/6000 mm |
| Max speed                     | 40 km/h      |
| (*) Tare                      | 4680 kg      |

### TELESCOPIC ARM


|                                     |                |
|-------------------------------------|----------------|
| Hook level                          | 1425/1460/1570 |
| Container internal/external locking | hydraulic      |
| Tipping angle                       | 47°            |
| Tipping capacity                    | 14 t           |
| Lifting capacity                    | 14 t           |

### OLEO-DYNAMIC SYSTEM

|                    |                  |
|--------------------|------------------|
| Tractor hydraulics | 3 controls d. a. |
|--------------------|------------------|

(\*) Tare: the trailer weight is referred to the basic unit without options and accessories.

### FAHRGESTELL

|   |                   |              |
|---|-------------------|--------------|
|  | Rahmenquerschnitt | 200 x 100 mm |
|   | Achsenquerschnitt | 2 x 110 mm   |
|   | Bremstrommel      | 400 x 80 mm  |
|   | Bereifung         | 500/60-22,5  |

### MASSE UND GEWICHT

|                           |              |
|---------------------------|--------------|
| Gesamtgewicht             | 21 t         |
| Containerlänge min./max   | 4000/6000 mm |
| Zul.Höchstgeschwindigkeit | 40 km/h      |
| (*) Leergewicht           | 4680 kg      |

### TELESKOPARM

|                                     |                |
|-------------------------------------|----------------|
| Hakenhöhe                           | 1425/1460/1570 |
| Innere/äußere Containerverriegelung | hydraulisch    |
| Kippwinkel                          | 47°            |
| kippkapazität                       | 14 t           |
| Hebekapazität                       | 14 t           |

### HIDRAULIKANLAGE

|                      |                  |
|----------------------|------------------|
| Hydraulik am Traktor | 3 doppelwirkende |
|----------------------|------------------|

(\*) Leergewicht ohne Zusatzausstattungen und Sonderausrüstungen

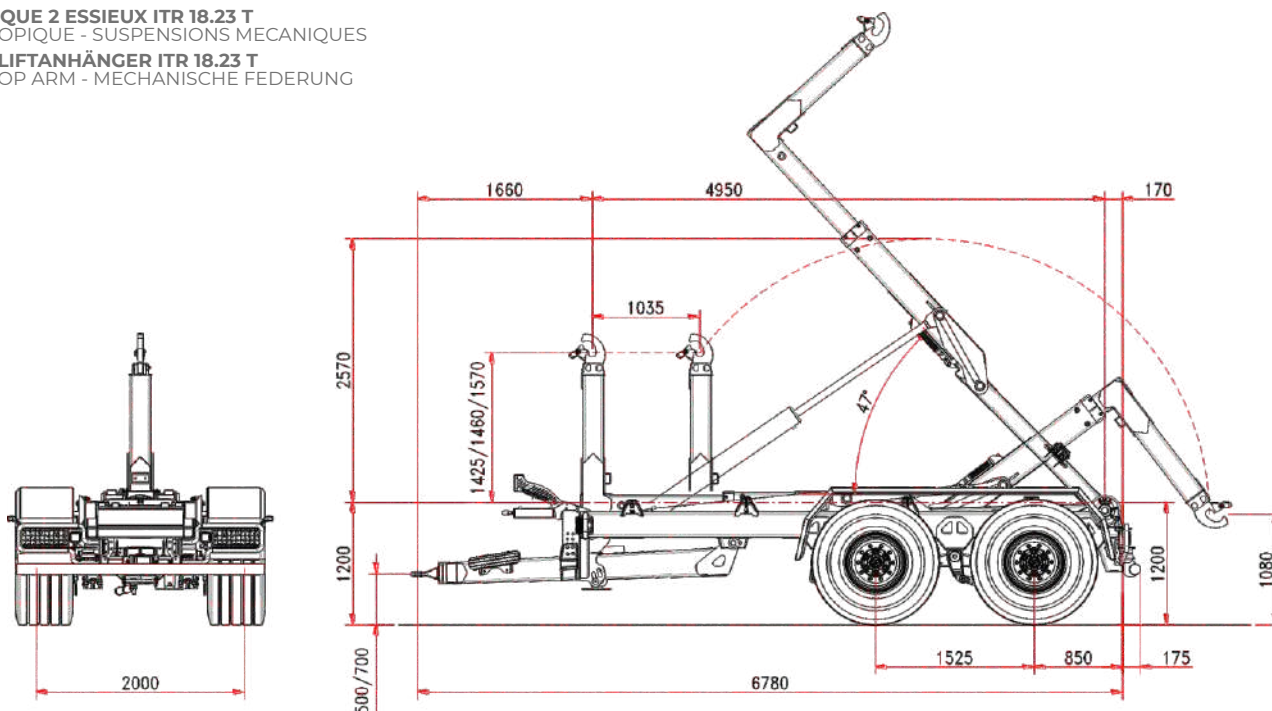


**RIMORCHIO 2 ASSI ITR 18.23 T**  
TELESCOPICO - SOSPENSIONI MECCANICHE

**2 AXLES HOOKLIFT TRAILER ITR 18.23 T**  
TELESCOPIC - MECHANIC SUSPENSIONS

**REMORQUE 2 ESSIEUX ITR 18.23 T**  
TELESCOPIQUE - SUSPENSIONS MECANIQUES

**HAKENLIFTANHÄNGER ITR 18.23 T**  
TELESKOP ARM - MECHANISCHE FEDERUNG




## Caratteristiche Standard

## Standard Features

## Caractéristiques Standard

## Standard-Merkmale

### TELAIO

|  |                    |              |
|--|--------------------|--------------|
|  | Sezione longheroni | 250 x 100 mm |
|  | Sezioni assali     | 2 x 110 mm   |
|  | Freni a tamburo    | 406 x 120 mm |
|  | Sezione ruote      | 550/60-22,5  |

### PESO E MISURE

|                             |              |
|-----------------------------|--------------|
| P.T.T. (G.T.W.)             | 23 t         |
| Dimensione Min./Max cassone | 4000/6000 mm |
| Max velocità                | 40 km/h      |
| (*) Tara                    | 5100 kg      |

### BRACCIO TELESCOPICO


|                              |                |
|------------------------------|----------------|
| Altezza gancio               | 1425/1460/1570 |
| Bloccaggio container esterno | idraulico      |
| Angolo di ribaltamento       | 47°            |
| Max cap. ribaltamento        | 18 t           |
| Max cap. carico              | 18 t           |

### SISTEMA IDRAULICO

|                       |                 |
|-----------------------|-----------------|
| Idraulica al trattore | 2 elementi d.e. |
|-----------------------|-----------------|

(\*) La tara è riferita all'attrezzatura base del rimorchio senza opzioni ed accessori

### CHASSIS

|  |                   |              |
|--|-------------------|--------------|
|  | Section structure | 250 x 100 mm |
|  | Section essieux   | 2 x 110 mm   |
|  | Freins tambour    | 406 x 120 mm |
|  | Pneus             | 550/60-22,5  |

### POIDS ET DIMENSIONS

|                       |              |
|-----------------------|--------------|
| Poids totale remorque | 23 t         |
| Longueur conteneur    | 4000/6000 mm |
| Max vitesse           | 40 km/h      |
| (*) Tara              | 5100 kg      |

### BRAS TELESCOPIQUE


|                         |                |
|-------------------------|----------------|
| Hauteur crochet         | 1425/1460/1570 |
| Verrouillage conteneur  | hydraulique    |
| Angle de bennage        | 47°            |
| Max capacité de bennage | 18 t           |
| Max capacité de charge  | 18 t           |

### SYSTÈME HYDRAULIQUE

|                      |                  |
|----------------------|------------------|
| Hydraulique tracteur | 2 contrôles d.e. |
|----------------------|------------------|

(\*) La tara de la remorque est référée à l'équipement base sans options et accessoires.

### CHASSIS

|   |               |              |
|---|---------------|--------------|
|  | Frame section | 250 x 100 mm |
|   | Axles section | 2 x 110 mm   |
|   | Brake drums   | 406 x 120 mm |
|   | Wheel size    | 550/60-22,5  |

### WEIGHT AND DIMENSION

|                               |              |
|-------------------------------|--------------|
| Gross Trailer Weight (G.T.W.) | 23 t         |
| Container handling cap.       | 4000/6000 mm |
| Max speed                     | 40 km/h      |
| (*) Tare                      | 5100 kg      |

### TELESCOPIC ARM


|                                     |                |
|-------------------------------------|----------------|
| Hook level                          | 1425/1460/1570 |
| Container internal/external locking | hydraulic      |
| Tipping angle                       | 47°            |
| Tipping capacity                    | 18 t           |
| Lifting capacity                    | 18 t           |

### OLEO-DYNAMIC SYSTEM

|                    |                  |
|--------------------|------------------|
| Tractor hydraulics | 2 controls d. a. |
|--------------------|------------------|

(\*) Tare: the trailer weight is referred to the basic unit without options and accessories.

### FAHRGESTELL

|   |                   |              |
|---|-------------------|--------------|
|  | Rahmenquerschnitt | 250 x 100 mm |
|   | Achsenquerschnitt | 2 x 110 mm   |
|   | Bremstrommel      | 406 x 120 mm |
|   | Bereifung         | 550/60-22,5  |

### MASSE UND GEWICHT

|                           |              |
|---------------------------|--------------|
| Gesamtgewicht             | 23 t         |
| Containerlänge min./max   | 4000/6000 mm |
| Zul.Höchstgeschwindigkeit | 40 km/h      |
| (*) Leergewicht           | 5100 kg      |

### TELESKOPARM

|                                     |                |
|-------------------------------------|----------------|
| Hakenhöhe                           | 1425/1460/1570 |
| Innere/äußere Containerverriegelung | hydraulisch    |
| Kippwinkel                          | 47°            |
| kippkapazität                       | 18 t           |
| Hebekapazität                       | 18 t           |

### HIDRAULIKANLAGE

|                      |                                 |
|----------------------|---------------------------------|
| Hydraulik am Traktor | 2 doppelwirkende Steuerelemente |
|----------------------|---------------------------------|

(\*) Leergewicht ohne Zusatzausstattungen und Sonderausrüstungen

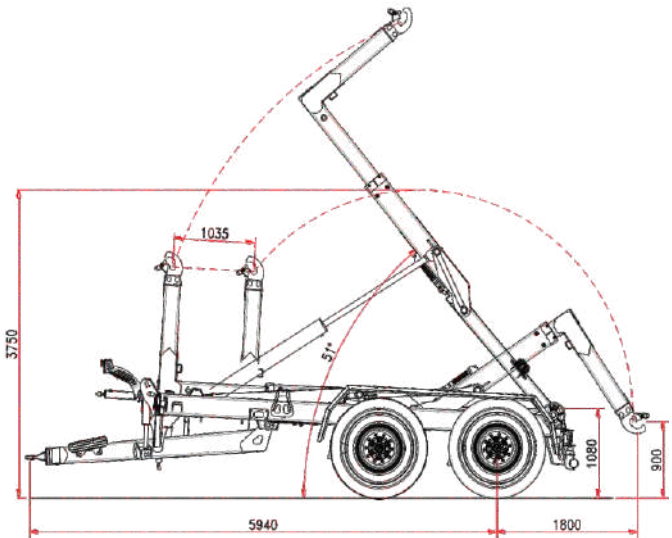
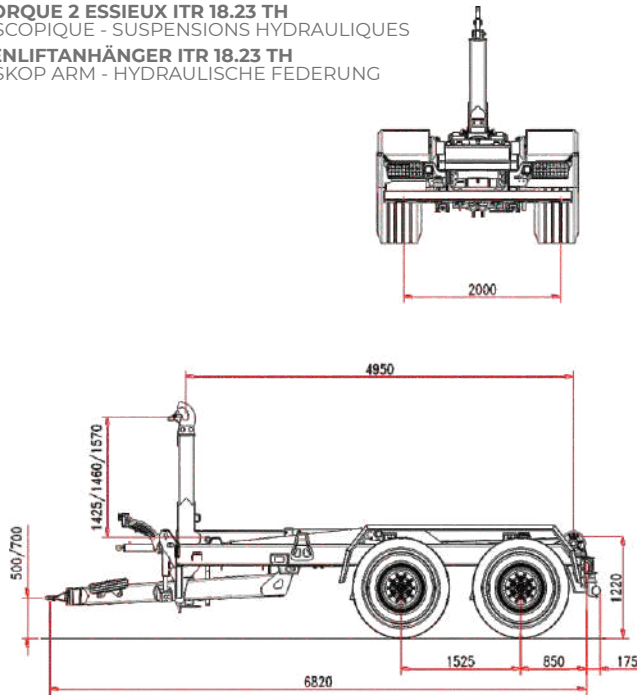


**RIMORCHIO 2 ASSI ITR 18.23 TH**  
TELESCOPICO - SOSPENSIONI IDRAULICHE

**2 AXLES HOOKLIFT TRAILER ITR 18.23 TH**  
TELESCOPIC - HYDRAULIC SUSPENSIONS

**REMORQUE 2 ESSIEUX ITR 18.23 TH**  
TELESCOPIQUE - SUSPENSIONS HYDRAULIQUES

**HAKENLIFTANHÄNGER ITR 18.23 TH**  
TELESKOP ARM - HYDRAULISCHE FEDERUNG



## Caratteristiche Standard

## Standard Features

## Caractéristiques Standard

## Standard-Merkmale

### TELAIO

|                    |              |
|--------------------|--------------|
| Sezione longheroni | 250 x 100 mm |
| Sezioni assali     | 2 x 150 mm   |
| Freni a tamburo    | 406 x 120 mm |
| Sezione ruote      | 550/60-22,5  |

### PESO E MISURE

|                             |              |
|-----------------------------|--------------|
| P.T.T. (G.T.W.)             | 23 t         |
| Dimensione Min./Max cassone | 4000/6000 mm |
| Max velocità                | 40 km/h      |
| (*) Tara                    | 5200 kg      |

### BRACCIO TELESCOPICO

|                              |                |
|------------------------------|----------------|
| Altezza gancio               | 1425/1460/1570 |
| Bloccaggio container esterno | idraulico      |
| Angolo di ribaltamento       | 51°            |
| Max cap. ribaltamento        | 18 t           |
| Max cap. carico              | 18 t           |

### SISTEMA IDRAULICO

|                       |                 |
|-----------------------|-----------------|
| Idraulica al trattore | 4 elementi d.e. |
|-----------------------|-----------------|

(\*) la tara è riferita all'attrezzatura base del rimorchio senza opzioni ed accessori

### CHASSIS

|                   |              |
|-------------------|--------------|
| Section structure | 250 x 100 mm |
| Section essieux   | 2 x 150 mm   |
| Freins tambour    | 406 x 120 mm |
| Pneus             | 550/60-22,5  |

### POIDS ET DIMENSIONS

|                       |              |
|-----------------------|--------------|
| Poids totale remorque | 23 t         |
| Longueur conteneur    | 4000/6000 mm |
| Max vitesse           | 40 km/h      |
| (*) Tara              | 5200 kg      |

### BRAS TELESCOPIQUE

|                         |                |
|-------------------------|----------------|
| Hauteur crochet         | 1425/1460/1570 |
| Verrouillage conteneur  | hydraulique    |
| Angle de bennage        | 51°            |
| Max capacité de bennage | 18 t           |
| Max capacité de charge  | 18 t           |

### SYSTÈME HYDRAULIQUE

|                      |                  |
|----------------------|------------------|
| Hydraulique tracteur | 4 contrôles d.e. |
|----------------------|------------------|

(\*) La tare de la remorque est référée à l'équipement base sans options et accessoires.

### CHASSIS

|               |              |
|---------------|--------------|
| Frame section | 250 x 100 mm |
| Axles section | 2 x 150 mm   |
| Brake drums   | 406 x 120 mm |
| Wheel size    | 550/60-22,5  |

### WEIGHT AND DIMENSION

|                               |              |
|-------------------------------|--------------|
| Gross Trailer Weight (G.T.W.) | 23 t         |
| Container handling cap.       | 4000/6000 mm |
| Max speed                     | 40 km/h      |
| (*) Tare                      | 5200 kg      |

### TELESCOPIC ARM

|                                     |                |
|-------------------------------------|----------------|
| Hook level                          | 1425/1460/1570 |
| Container internal/external locking | hydraulic      |
| Tipping angle                       | 51°            |
| Tipping capacity                    | 18 t           |
| Lifting capacity                    | 18 t           |

### OLEO-DYNAMIC SYSTEM

|                    |                  |
|--------------------|------------------|
| Tractor hydraulics | 4 controls d. a. |
|--------------------|------------------|

(\*) Tare: the trailer weight is referred to the basic unit without options and accessories.

### FAHRGESTELL

|                   |              |
|-------------------|--------------|
| Rahmenquerschnitt | 250 x 100 mm |
| Achsenquerschnitt | 2 x 150 mm   |
| Bremstrommel      | 406 x 120 mm |
| Bereifung         | 550/60-22,5  |

### MASSE UND GEWICHT

|                           |              |
|---------------------------|--------------|
| Gesamtgewicht             | 23 t         |
| Containerlänge min./max   | 4000/6000 mm |
| Zul.Höchstgeschwindigkeit | 40 km/h      |
| (*) Leergewicht           | 5200 kg      |

### TELESKOPARM

|                                     |                |
|-------------------------------------|----------------|
| Hakenhöhe                           | 1425/1460/1570 |
| Innere/äußere Containerverriegelung | hydraulisch    |
| Kippwinkel                          | 51°            |
| kippkapazität                       | 18 t           |
| Hebekapazität                       | 18 t           |

### HIDRAULIKANLAGE

|                      |                                 |
|----------------------|---------------------------------|
| Hydraulik am Traktor | 4 doppelwirkende Steuerelemente |
|----------------------|---------------------------------|

(\*) Leergewicht ohne Zusatzausstattungen und Sonderausrüstungen

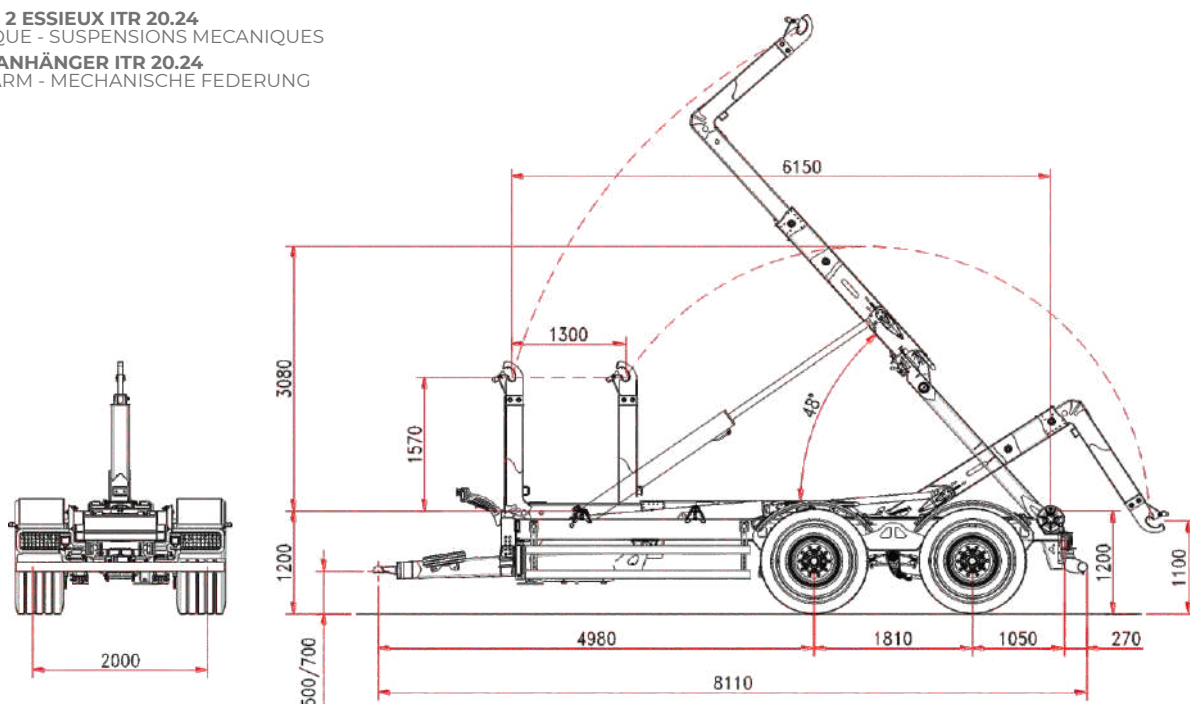


**RIMORCHIO 2 ASSI ITR 20.24**  
TELESCOPICO - SOSPENSIONI MECCANICHE

**2 AXLES HOOKLIFT TRAILER ITR 20.24**  
TELESCOPIC - MECHANIC SUSPENSIONS

**REMORQUE 2 ESSIEUX ITR 20.24**  
TELESCOPIQUE - SUSPENSIONS MECANIQUES

**HAKENLIFTANHÄNGER ITR 20.24**  
TELESKOP ARM - MECHANISCHE FEDERUNG




## Caratteristiche Standard

## Standard Features

## Caractéristiques Standard

## Standard-Merkmale

### TELAIO

|  |                    |              |
|--|--------------------|--------------|
|  | Sezione longheroni | 250 x 100 mm |
|  | Sezioni assali     | 2 x 150 mm   |
|  | Freni a tamburo    | 406 x 120 mm |
|  | Sezione ruote      | 550/60-22,5  |

### PESO E MISURE

|                             |              |
|-----------------------------|--------------|
| P.T.T. (G.T.W.)             | 24 t         |
| Dimensione Min./Max cassone | 5500/7000 mm |
| Max velocità                | 40 km/h      |
| (*) Tara                    | 6300 kg      |

### BRACCIO TELESCOPICO


|                              |                |
|------------------------------|----------------|
| Altezza gancio               | 1425/1460/1570 |
| Bloccaggio container esterno | idraulico      |
| Angolo di ribaltamento       | 48°            |
| Max cap. ribaltamento        | 20 t           |
| Max cap. carico              | 20 t           |

### SISTEMA IDRAULICO

|                       |                 |
|-----------------------|-----------------|
| Idraulica al trattore | 1 elementi d.e. |
|-----------------------|-----------------|

(\*) la tara è riferita all'attrezzatura base del rimorchio senza opzioni ed accessori

### CHASSIS

|  |                   |              |
|--|-------------------|--------------|
|  | Section structure | 250 x 100 mm |
|  | Section essieux   | 2 x 150 mm   |
|  | Freins tambour    | 406 x 120 mm |
|  | Pneus             | 550/60-22,5  |

### POIDS ET DIMENSIONS

|                       |              |
|-----------------------|--------------|
| Poids totale remorque | 24 t         |
| Longueur conteneur    | 5500/7000 mm |
| Max vitesse           | 40 km/h      |
| (*) Tara              | 6300 kg      |

### BRAS TELESCOPIQUE


|                         |                |
|-------------------------|----------------|
| Hauteur crochet         | 1425/1460/1570 |
| Verrouillage conteneur  | hydraulique    |
| Angle de bennage        | 48°            |
| Max capacité de bennage | 20 t           |
| Max capacité de charge  | 20             |

### SYSTÈME HYDRAULIQUE

|                      |                  |
|----------------------|------------------|
| Hydraulique tracteur | 1 contrôles d.e. |
|----------------------|------------------|

(\*) La tare de la remorque est référée à l'équipement base sans options et accessoires.

### CHASSIS

|   |               |              |
|---|---------------|--------------|
|  | Frame section | 250 x 100 mm |
|   | Axles section | 2 x 150 mm   |
|   | Brake drums   | 406 x 120 mm |
|   | Wheel size    | 550/60-22,5  |

### WEIGHT AND DIMENSION

|                               |              |
|-------------------------------|--------------|
| Gross Trailer Weight (G.T.W.) | 24 t         |
| Container handling cap.       | 5500/7000 mm |
| Max speed                     | 40 km/h      |
| (*) Tare                      | 6300 kg      |

### TELESCOPIC ARM


|                                     |                |
|-------------------------------------|----------------|
| Hook level                          | 1425/1460/1570 |
| Container internal/external locking | hydraulic      |
| Tipping angle                       | 48°            |
| Tipping capacity                    | 20 t           |
| Lifting capacity                    | 20 t           |

### OLEO-DYNAMIC SYSTEM

|                    |                  |
|--------------------|------------------|
| Tractor hydraulics | 1 controls d. a. |
|--------------------|------------------|

(\*) Tare: the trailer weight is referred to the basic unit without options and accessories.

### FAHRGESTELL

|   |                   |              |
|---|-------------------|--------------|
|  | Rahmenquerschnitt | 250 x 100 mm |
|   | Achsenquerschnitt | 2 x 150 mm   |
|   | Bremstrommel      | 406 x 120 mm |
|   | Bereifung         | 550/60-22,5  |

### MASSE UND GEWICHT

|                           |              |
|---------------------------|--------------|
| Gesamtgewicht             | 24 t         |
| Containerlänge min./max   | 5500/7000 mm |
| Zul.Höchstgeschwindigkeit | 40 km/h      |
| (*) Leergewicht           | 6300 kg      |

### TELESKOPARM

|                                     |                |
|-------------------------------------|----------------|
| Hakenhöhe                           | 1425/1460/1570 |
| Innere/äußere Containerverriegelung | hydraulisch    |
| Kippwinkel                          | 48°            |
| kippkapazität                       | 20 t           |
| Hebekapazität                       | 20 t           |

### HIDRAULIKANLAGE

|                      |                  |
|----------------------|------------------|
| Hydraulik am Traktor | 1 doppelwirkende |
|----------------------|------------------|

(\*) Leergewicht ohne Zusatzausstattungen und Sonderausrüstungen

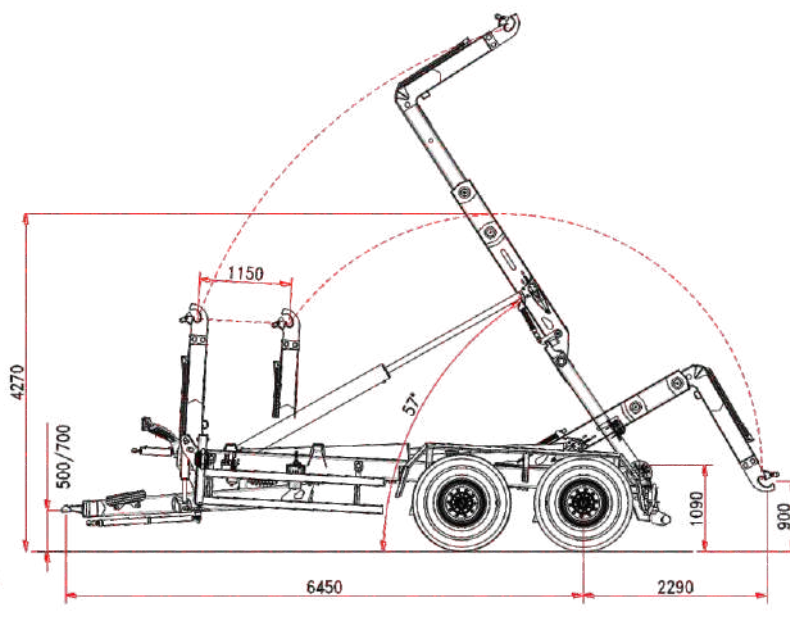
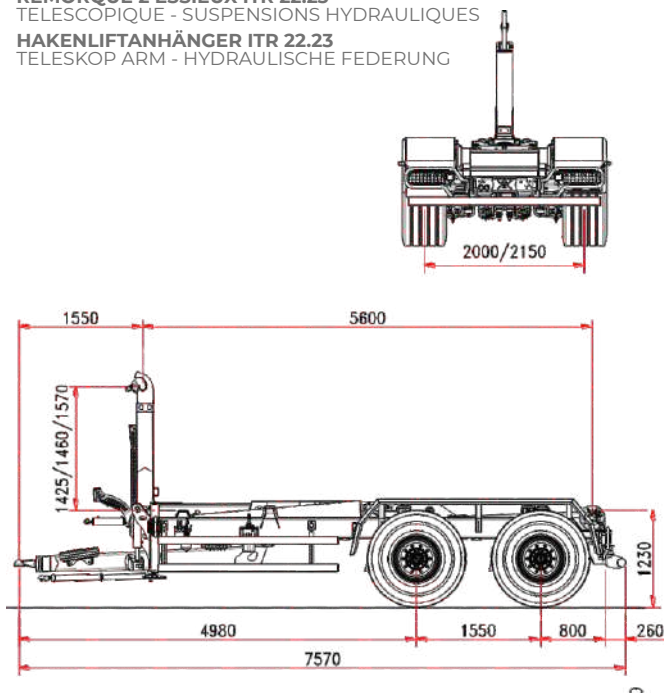


**RIMORCHIO 2 ASSI ITR 22.23**  
TELESCOPICO - SOSPENSIONI IDRAULICHE

**2 AXLES HOOKLIFT TRAILER ITR 22.23**  
TELESCOPIC - HYDRAULIC SUSPENSIONS

**REMORQUE 2 ESSIEUX ITR 22.23**  
TELESCOPIQUE - SUSPENSIONS HYDRAULIQUES

**HAKENLIFTANHÄNGER ITR 22.23**  
TELESKOP ARM - HYDRAULISCHE FEDERUNG




## Caratteristiche Standard

## Standard Features

## Caractéristiques Standard

## Standard-Merkmale

### TELAIO

|  |                    |              |
|--|--------------------|--------------|
|  | Sezione longheroni | 250 x 100 mm |
|  | Sezioni assali     | 2 x 150 mm   |
|  | Freni a tamburo    | 406 x 120 mm |
|  | Sezione ruote      | 550/60-22,5  |

### PESO E MISURE

|                             |              |
|-----------------------------|--------------|
| P.T.T. (G.T.W.)             | 23 t         |
| Dimensione Min./Max cassone | 5500/6300 mm |
| Max velocità                | 40 km/h      |
| (*) Tara                    | 6100 kg      |

### BRACCIO TELESCOPICO


|                              |                |
|------------------------------|----------------|
| Altezza gancio               | 1425/1460/1570 |
| Bloccaggio container esterno | idraulico      |
| Angolo di ribaltamento       | 57°            |
| Max cap. ribaltamento        | 22 t           |
| Max cap. carico              | 22 t           |

### SISTEMA IDRAULICO

|                       |                 |
|-----------------------|-----------------|
| Idraulica al trattore | 4 elementi d.e. |
|-----------------------|-----------------|

(\*) la tara è riferita all'attrezzatura base del rimorchio senza opzioni ed accessori

### CHASSIS

|  |                   |              |
|--|-------------------|--------------|
|  | Section structure | 250 x 100 mm |
|  | Section essieux   | 2 x 150 mm   |
|  | Freins tambour    | 406 x 120 mm |
|  | Pneus             | 550/60-22,5  |

### POIDS ET DIMENSIONS

|                       |              |
|-----------------------|--------------|
| Poids totale remorque | 23 t         |
| Longueur conteneur    | 5500/6300 mm |
| Max vitesse           | 40 km/h      |
| (*) Tara              | 6100 kg      |

### BRAS TELESCOPIQUE


|                         |                |
|-------------------------|----------------|
| Hauteur crochet         | 1425/1460/1570 |
| Verrouillage conteneur  | hydraulique    |
| Angle de bennage        | 57°            |
| Max capacité de bennage | 22 t           |
| Max capacité de charge  | 22 t           |

### SYSTÈME HYDRAULIQUE

|                      |                  |
|----------------------|------------------|
| Hydraulique tracteur | 4 contrôles d.e. |
|----------------------|------------------|

(\*) La tare de la remorque est référencé à l'équipement base sans options et accessoires.

### CHASSIS

|   |               |              |
|---|---------------|--------------|
|  | Frame section | 250 x 100 mm |
|   | Axles section | 2 x 150 mm   |
|   | Brake drums   | 406 x 120 mm |
|   | Wheel size    | 550/60-22,5  |

### WEIGHT AND DIMENSION

|                               |              |
|-------------------------------|--------------|
| Gross Trailer Weight (G.T.W.) | 23 t         |
| Container handling cap.       | 5500/6300 mm |
| Max speed                     | 40 km/h      |
| (*) Tare                      | 6100 kg      |

### TELESCOPIC ARM


|                                     |                |
|-------------------------------------|----------------|
| Hook level                          | 1425/1460/1570 |
| Container internal/external locking | hydraulic      |
| Tipping angle                       | 57°            |
| Tipping capacity                    | 22 t           |
| Lifting capacity                    | 22 t           |

### OLEO-DYNAMIC SYSTEM

|                    |                  |
|--------------------|------------------|
| Tractor hydraulics | 4 controls d. a. |
|--------------------|------------------|

(\*) Tare: the trailer weight is referred to the basic unit without options and accessories.

### FAHRGESTELL

|   |                   |              |
|---|-------------------|--------------|
|  | Rahmenquerschnitt | 250 x 100 mm |
|   | Achsenquerschnitt | 2 x 150 mm   |
|   | Bremstrommel      | 406 x 120 mm |
|   | Bereifung         | 550/60-22,5  |

### MASSE UND GEWICHT

|                           |              |
|---------------------------|--------------|
| Gesamtgewicht             | 23 t         |
| Containerlänge min./max   | 5500/6300 mm |
| Zul.Höchstgeschwindigkeit | 40 km/h      |
| (*) Leergewicht           | 6100 kg      |

### TELESKOPARM

|                                     |                |
|-------------------------------------|----------------|
| Hakenhöhe                           | 1425/1460/1570 |
| Innere/äußere Containerverriegelung | hydraulisch    |
| Kippwinkel                          | 57°            |
| kippkapazität                       | 22 t           |
| Hebekapazität                       | 22 t           |

### HIDRAULIKANLAGE

|                      |                                 |
|----------------------|---------------------------------|
| Hydraulik am Traktor | 4 doppelwirkende Steuerelemente |
|----------------------|---------------------------------|

(\*) Leergewicht ohne Zusatzausstattungen und Sonderausrüstungen

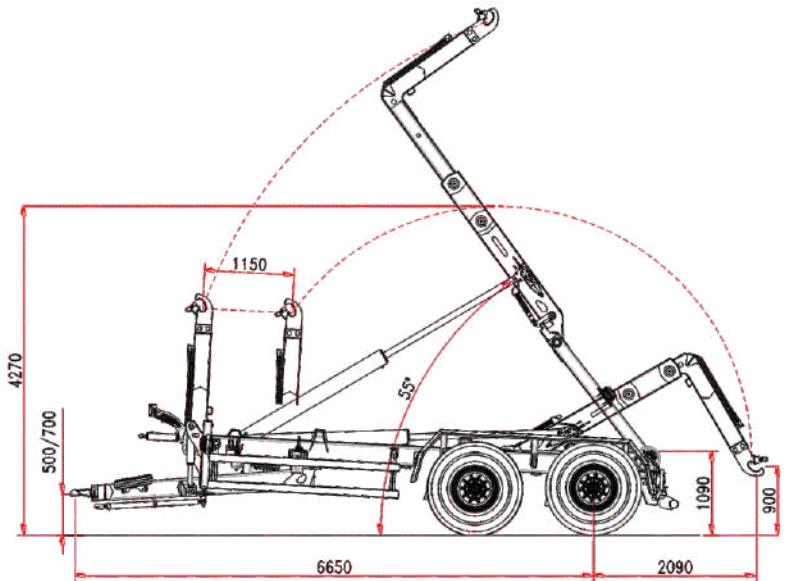
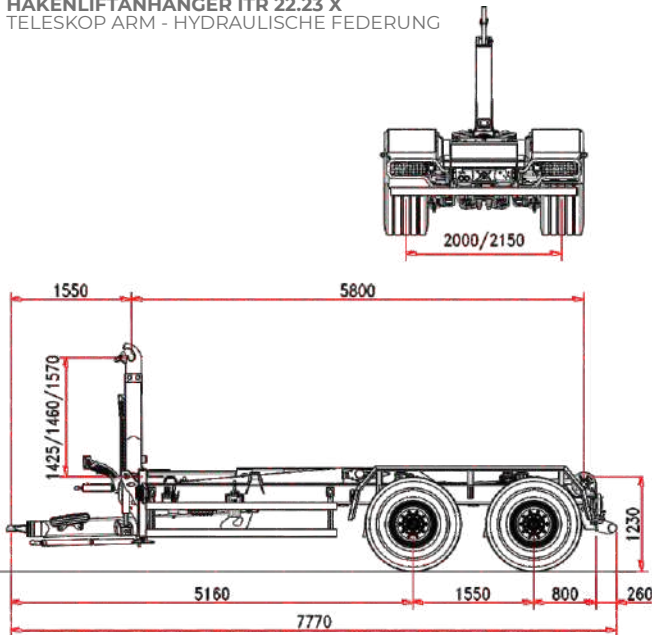


**RIMORCHIO 2 ASSI ITR 22.23 X**  
TELESCOPICO - SOSPENSIONI IDRAULICHE

**2 AXLES HOOKLIFT TRAILER ITR 22.23 X**  
TELESCOPIC - HYDRAULIC SUSPENSIONS

**REMORQUE 2 ESSIEUX ITR 22.23 X**  
TELESCOPIQUE - SUSPENSIONS HYDRAULIQUES

**HAKENLIFTANHÄNGER ITR 22.23 X**  
TELESKOP ARM - HYDRAULISCHE FEDERUNG




## Caratteristiche Standard

## Standard Features

## Caractéristiques Standard

## Standard-Merkmale

### TELAIO

|  |                    |              |
|--|--------------------|--------------|
|  | Sezione longheroni | 250 x 100 mm |
|  | Sezioni assali     | 2 x 150 mm   |
|  | Freni a tamburo    | 406 x 120 mm |
|  | Sezione ruote      | 550/60-22,5  |

### PESO E MISURE

|                             |              |
|-----------------------------|--------------|
| P.T.T. (G.T.W.)             | 23 t         |
| Dimensione Min./Max cassone | 5500/6500 mm |
| Max velocità                | 40 km/h      |
| (*) Tara                    | 6150 kg      |

### BRACCIO TELESCOPICO


|                              |                |
|------------------------------|----------------|
| Altezza gancio               | 1425/1460/1570 |
| Bloccaggio container esterno | idraulico      |
| Angolo di ribaltamento       | 55°            |
| Max cap. ribaltamento        | 22 t           |
| Max cap. carico              | 22 t           |

### SISTEMA IDRAULICO

|                       |                 |
|-----------------------|-----------------|
| Idraulica al trattore | 4 elementi d.e. |
|-----------------------|-----------------|

(\*) La tara è riferita all'attrezzatura base del rimorchio senza opzioni ed accessori

### CHASSIS

|  |                   |              |
|--|-------------------|--------------|
|  | Section structure | 250 x 100 mm |
|  | Section essieux   | 2 x 150 mm   |
|  | Freins tambour    | 406 x 120 mm |
|  | Pneus             | 550/60-22,5  |

### POIDS ET DIMENSIONS

|                       |              |
|-----------------------|--------------|
| Poids totale remorque | 23 t         |
| Longueur conteneur    | 5500/6500 mm |
| Max vitesse           | 40 km/h      |
| (*) Tara              | 6150 kg      |

### BRAS TELESCOPIQUE


|                         |                |
|-------------------------|----------------|
| Hauteur crochet         | 1425/1460/1570 |
| Verrouillage conteneur  | hydraulique    |
| Angle de bennage        | 55°            |
| Max capacité de bennage | 22 t           |
| Max capacité de charge  | 22 t           |

### SYSTÈME HYDRAULIQUE

|                      |                  |
|----------------------|------------------|
| Hydraulique tracteur | 4 contrôles d.e. |
|----------------------|------------------|

(\*) La tare de la remorque est référencé à l'équipement base sans options et accessoires.

### CHASSIS

|   |               |              |
|---|---------------|--------------|
|  | Frame section | 250 x 100 mm |
|   | Axles section | 2 x 150 mm   |
|   | Brake drums   | 406 x 120 mm |
|   | Wheel size    | 550/60-22,5  |

### WEIGHT AND DIMENSION

|                               |              |
|-------------------------------|--------------|
| Gross Trailer Weight (G.T.W.) | 23 t         |
| Container handling cap.       | 5500/6500 mm |
| Max speed                     | 40 km/h      |
| (*) Tare                      | 6150 kg      |

### TELESCOPIC ARM


|                                     |                |
|-------------------------------------|----------------|
| Hook level                          | 1425/1460/1570 |
| Container internal/external locking | hydraulic      |
| Tipping angle                       | 55°            |
| Tipping capacity                    | 22 t           |
| Lifting capacity                    | 22 t           |

### OLEO-DYNAMIC SYSTEM

|                    |                  |
|--------------------|------------------|
| Tractor hydraulics | 4 controls d. a. |
|--------------------|------------------|

(\*) Tare: the trailer weight is referred to the basic unit without options and accessories.

### FAHRGESTELL

|   |                   |              |
|---|-------------------|--------------|
|  | Rahmenquerschnitt | 250 x 100 mm |
|   | Achsenquerschnitt | 2 x 150 mm   |
|   | Bremstrommel      | 406 x 120 mm |
|   | Bereifung         | 550/60-22,5  |

### MASSE UND GEWICHT

|                           |              |
|---------------------------|--------------|
| Gesamtgewicht             | 23 t         |
| Containerlänge min./max   | 5500/6500 mm |
| Zul.Höchstgeschwindigkeit | 40 km/h      |
| (*) Leergewicht           | 6150 kg      |

### TELESKOPARM

|                                     |                |
|-------------------------------------|----------------|
| Hakenhöhe                           | 1425/1460/1570 |
| Innere/äußere Containerverriegelung | hydraulisch    |
| Kippwinkel                          | 55°            |
| kippkapazität                       | 22 t           |
| Hebekapazität                       | 22 t           |

### HIDRAULIKANLAGE

|                      |                                 |
|----------------------|---------------------------------|
| Hydraulik am Traktor | 4 doppelwirkende Steuerelemente |
|----------------------|---------------------------------|

(\*) Leergewicht ohne Zusatzausstattungen und Sonderausrüstungen

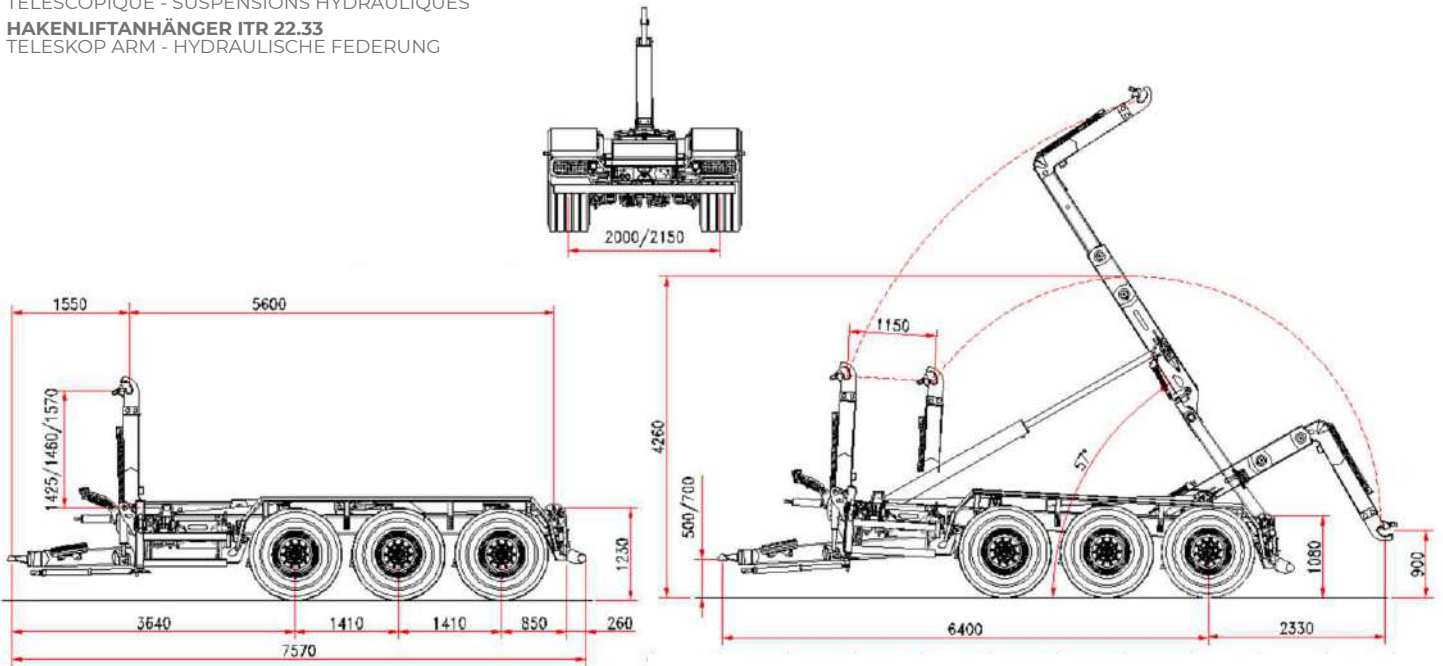


**RIMORCHIO 3 ASSI ITR 22.33**  
TELESCOPICO - SOSPENSIONI IDRAULICHE

**3 AXLES HOOKLIFT TRAILER ITR 22.33**  
TELESCOPIC - HYDRAULIC SUSPENSIONS

**REMORQUE 3 ESSIEUX ITR 22.33**  
TELESCOPIQUE - SUSPENSIONS HYDRAULIQUES

**HAKENLIFTANHÄNGER ITR 22.33**  
TELESKOP ARM - HYDRAULISCHE FEDERUNG



## Caratteristiche Standard

## Standard Features

## Caractéristiques Standard

## Standard-Merkmale

### TELAIO

|                    |              |
|--------------------|--------------|
| Sezione longheroni | 250 x 100 mm |
| Sezioni assali     | 3 x 150 mm   |
| Freni a tamburo    | 406 x 120 mm |
| Sezione ruote      | 550/60-22,5  |

### PESO E MISURE

|                             |              |
|-----------------------------|--------------|
| P.T.T. (G.T.W.)             | 33 t         |
| Dimensione Min./Max cassone | 5000/6300 mm |
| Max velocità                | 40 km/h      |
| (*) Tara                    | 7100 kg      |

### BRACCIO TELESCOPICO

|                              |                |
|------------------------------|----------------|
| Altezza gancio               | 1425/1460/1570 |
| Bloccaggio container esterno | idraulico      |
| Angolo di ribaltamento       | 57°            |
| Max cap. ribaltamento        | 22 t           |
| Max cap. carico              | 22 t           |

### SISTEMA IDRAULICO

|                       |                 |
|-----------------------|-----------------|
| Idraulica al trattore | 4 elementi d.e. |
|-----------------------|-----------------|

(\*) La tara è riferita all'attrezzatura base del rimorchio senza opzioni ed accessori

### CHASSIS

|                   |              |
|-------------------|--------------|
| Section structure | 250 x 100 mm |
| Section essieux   | 3 x 150 mm   |
| Freins tambour    | 406 x 120 mm |
| Pneus             | 550/60-22,5  |

### POIDS ET DIMENSIONS

|                       |              |
|-----------------------|--------------|
| Poids totale remorque | 33 t         |
| Longueur conteneur    | 5000/6300 mm |
| Max vitesse           | 40 km/h      |
| (*) Tara              | 7100 kg      |

### BRAS TELESCOPIQUE

|                         |                |
|-------------------------|----------------|
| Hauteur crochet         | 1425/1460/1570 |
| Verrouillage conteneur  | hydraulique    |
| Angle de bennage        | 57°            |
| Max capacité de bennage | 22 t           |
| Max capacité de charge  | 22 t           |

### SYSTÈME HYDRAULIQUE

|                      |                  |
|----------------------|------------------|
| Hydraulique tracteur | 4 contrôles d.e. |
|----------------------|------------------|

(\*) La tare de la remorque est référée à l'équipement base sans options et accessoires.

### CHASSIS

|               |              |
|---------------|--------------|
| Frame section | 250 x 100 mm |
| Axles section | 3 x 150 mm   |
| Brake drums   | 406 x 120 mm |
| Wheel size    | 550/60-22,5  |

### WEIGHT AND DIMENSION

|                               |              |
|-------------------------------|--------------|
| Gross Trailer Weight (G.T.W.) | 33 t         |
| Container handling cap.       | 5000/6300 mm |
| Max speed                     | 40 km/h      |
| (*) Tare                      | 7100 kg      |

### TELESCOPIC ARM

|                                     |                |
|-------------------------------------|----------------|
| Hook level                          | 1425/1460/1570 |
| Container internal/external locking | hydraulic      |
| Tipping angle                       | 57°            |
| Tipping capacity                    | 22 t           |
| Lifting capacity                    | 22 t           |

### OLEO-DYNAMIC SYSTEM

|                    |                  |
|--------------------|------------------|
| Tractor hydraulics | 4 controls d. a. |
|--------------------|------------------|

(\*) Tare: the trailer weight is referred to the basic unit without options and accessories.

### FAHRGESTELL

|                   |              |
|-------------------|--------------|
| Rahmenquerschnitt | 250 x 100 mm |
| Achsenquerschnitt | 3 x 150 mm   |
| Bremstrommel      | 406 x 120 mm |
| Bereifung         | 550/60-22,5  |

### MASSE UND GEWICHT

|                           |              |
|---------------------------|--------------|
| Gesamtgewicht             | 33 t         |
| Containerlänge min./max   | 5000/6300 mm |
| Zul.Höchstgeschwindigkeit | 40 km/h      |
| (*) Leergewicht           | 7100 kg      |

### TELESKOPARM

|                                     |                |
|-------------------------------------|----------------|
| Hakenhöhe                           | 1425/1460/1570 |
| Innere/äußere Containerverriegelung | hydraulisch    |
| Kippwinkel                          | 57°            |
| kippkapazität                       | 22 t           |
| Hebekapazität                       | 22 t           |

### HIDRAULIKANLAGE

|                      |                                 |
|----------------------|---------------------------------|
| Hydraulik am Traktor | 4 doppelwirkende Steuerelemente |
|----------------------|---------------------------------|

(\*) Leergewicht ohne Zusatzausstattungen und Sonderausrüstungen

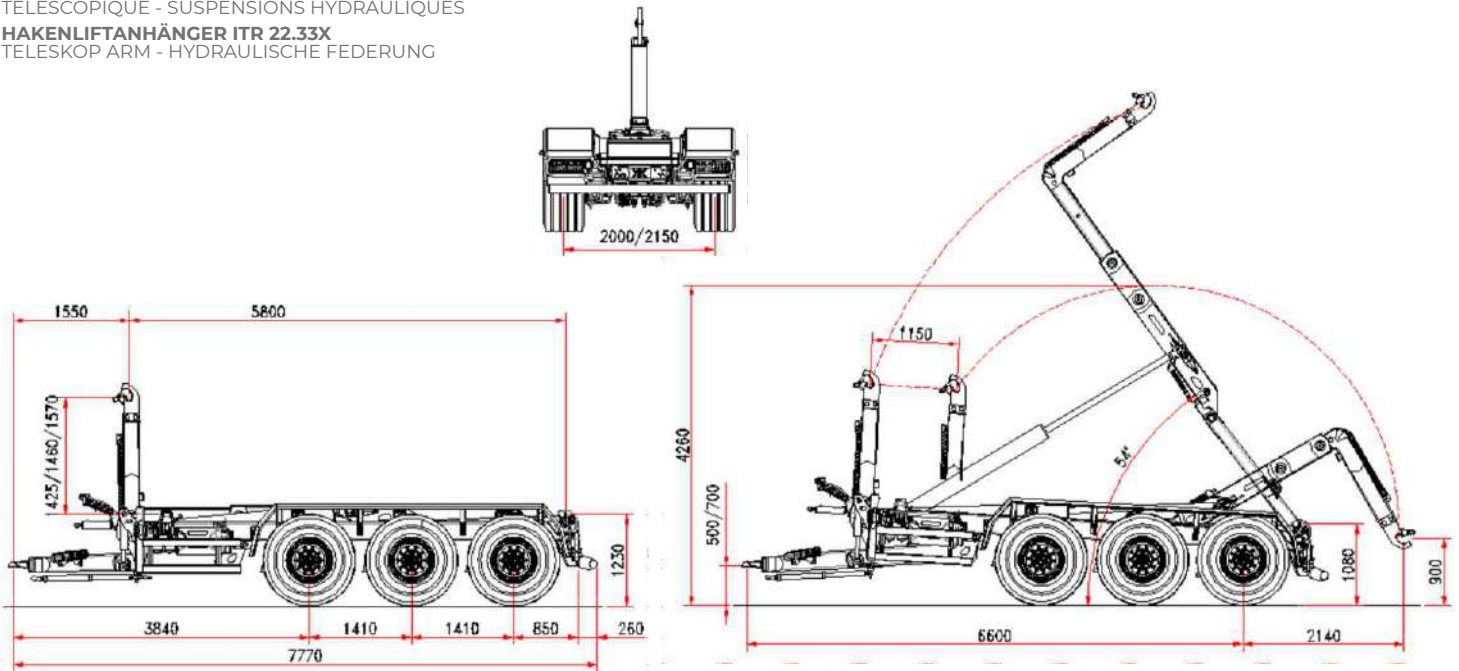


**RIMORCHIO 3 ASSI ITR 22.33X**  
TELESCOPICO - SOSPENSIONI IDRAULICHE

**3 AXLES HOOKLIFT TRAILER ITR 22.33X**  
TELESCOPIC - HYDRAULIC SUSPENSIONS

**REMORQUE 3 ESSIEUX ITR 22.33X**  
TELESCOPIQUE - SUSPENSIONS HYDRAULIQUES

**HAKENLIFTANHÄNGER ITR 22.33X**  
TELESKOP ARM - HYDRAULISCHE FEDERUNG




## Caratteristiche Standard

## Standard Features

## Caractéristiques Standard

## Standard-Merkmale

### TELAIO

|  |                    |              |
|--|--------------------|--------------|
|  | Sezione longheroni | 250 x 100 mm |
|  | Sezioni assali     | 3 x 150 mm   |
|  | Freni a tamburo    | 406 x 120 mm |
|  | Sezione ruote      | 550/60-22,5  |

### PESO E MISURE

|                             |              |
|-----------------------------|--------------|
| P.T.T. (G.T.W.)             | 33 t         |
| Dimensione Min./Max cassone | 5000/6500 mm |
| Max velocità                | 40 km/h      |
| (*) Tara                    | 7150 kg      |

### BRACCIO TELESCOPICO


|                              |                |
|------------------------------|----------------|
| Altezza gancio               | 1425/1460/1570 |
| Bloccaggio container esterno | idraulico      |
| Angolo di ribaltamento       | 54°            |
| Max cap. ribaltamento        | 22 t           |
| Max cap. carico              | 22 t           |

### SISTEMA IDRAULICO

|                       |                 |
|-----------------------|-----------------|
| Idraulica al trattore | 4 elementi d.e. |
|-----------------------|-----------------|

(\*) la tara è riferita all'attrezzatura base del rimorchio senza opzioni ed accessori

### CHASSIS

|  |                   |              |
|--|-------------------|--------------|
|  | Section structure | 250 x 100 mm |
|  | Section essieux   | 3 x 150 mm   |
|  | Freins tambour    | 406 x 120 mm |
|  | Pneus             | 550/60-22,5  |

### POIDS ET DIMENSIONS

|                       |              |
|-----------------------|--------------|
| Poids totale remorque | 33 t         |
| Longueur conteneur    | 5000/6500 mm |
| Max vitesse           | 40 km/h      |
| (*) Tara              | 7150 kg      |

### BRAS TELESCOPIQUE


|                         |                |
|-------------------------|----------------|
| Hauteur crochet         | 1425/1460/1570 |
| Verrouillage conteneur  | hydraulique    |
| Angle de bennage        | 54°            |
| Max capacité de bennage | 22 t           |
| Max capacité de charge  | 22 t           |

### SYSTÈME HYDRAULIQUE

|                      |                  |
|----------------------|------------------|
| Hydraulique tracteur | 4 contrôles d.e. |
|----------------------|------------------|

(\*) La tare de la remorque est référée à l'équipement base sans options et accessoires.

### CHASSIS

|   |               |              |
|---|---------------|--------------|
|  | Frame section | 250 x 100 mm |
|   | Axles section | 3 x 150 mm   |
|   | Brake drums   | 406 x 120 mm |
|   | Wheel size    | 550/60-22,5  |

### WEIGHT AND DIMENSION

|                               |              |
|-------------------------------|--------------|
| Gross Trailer Weight (G.T.W.) | 33 t         |
| Container handling cap.       | 5000/6500 mm |
| Max speed                     | 40 km/h      |
| (*) Tare                      | 7150 kg      |

### TELESCOPIC ARM


|                                     |                |
|-------------------------------------|----------------|
| Hook level                          | 1425/1460/1570 |
| Container internal/external locking | hydraulic      |
| Tipping angle                       | 54°            |
| Tipping capacity                    | 22 t           |
| Lifting capacity                    | 22 t           |

### OLEO-DYNAMIC SYSTEM

|                    |                  |
|--------------------|------------------|
| Tractor hydraulics | 4 controls d. a. |
|--------------------|------------------|

(\*) Tare: the trailer weight is referred to the basic unit without options and accessories.

### FAHRGESTELL

|   |                   |              |
|---|-------------------|--------------|
|  | Rahmenquerschnitt | 250 x 100 mm |
|   | Achsenquerschnitt | 3 x 150 mm   |
|   | Bremstrommel      | 406 x 120 mm |
|   | Bereifung         | 550/60-22,5  |

### MASSE UND GEWICHT

|                           |              |
|---------------------------|--------------|
| Gesamtgewicht             | 33 t         |
| Containerlänge min./max   | 5000/6500 mm |
| Zul.Höchstgeschwindigkeit | 40 km/h      |
| (*) Leergewicht           | 7150 kg      |

### TELESKOPARM

|                                     |                |
|-------------------------------------|----------------|
| Hakenhöhe                           | 1425/1460/1570 |
| Innere/äußere Containerverriegelung | hydraulisch    |
| Kippwinkel                          | 54°            |
| kippkapazität                       | 22 t           |
| Hebekapazität                       | 22 t           |

### HIDRAULIKANLAGE

|                      |                  |
|----------------------|------------------|
| Hydraulik am Traktor | 4 doppelwirkende |
|----------------------|------------------|

(\*) Leergewicht ohne Zusatzausstattungen und Sonderausrüstungen

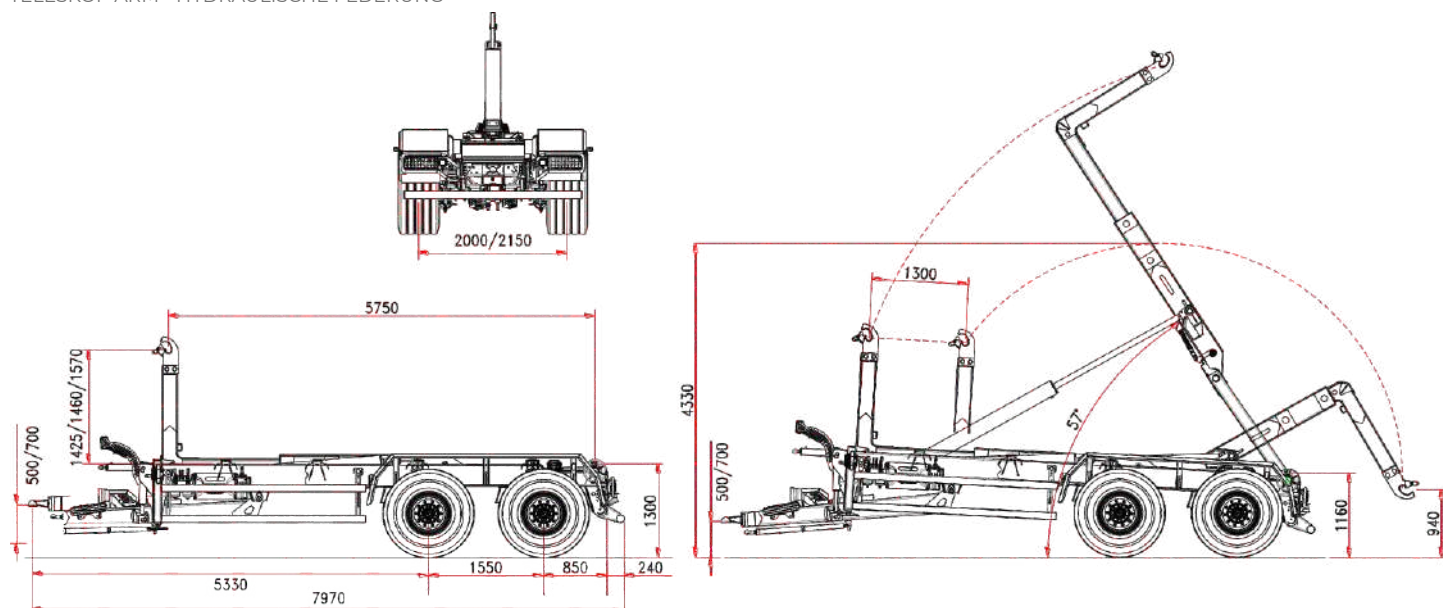


**RIMORCHIO 2 ASSI ITR 26.23 HD**  
TELESCOPICO - SOSPENSIONI IDRAULICHE

**2 AXLES HOOKLIFT TRAILER ITR 26.23 HD**  
TELESCOPIC - HYDRAULIC SUSPENSIONS

**REMORQUE 2 ESSIEUX ITR 26.23 HD**  
TELESCOPIQUE - SUSPENSIONS HYDRAULIQUES

**HAKENLIFTANHÄNGER ITR 26.23 HD**  
TELESKOP ARM - HYDRAULISCHE FEDERUNG




## Caratteristiche Standard

## Standard Features

## Caractéristiques Standard

## Standard-Merkmale

### TELAIO

|  |                    |              |
|--|--------------------|--------------|
|  | Sezione longheroni | 250 x 100 mm |
|  | Sezioni assali     | 2 x 150 mm   |
|  | Freni a tamburo    | 406 x 120 mm |
|  | Sezione ruote      | 550/60-22,5  |

### PESO E MISURE

|                             |              |
|-----------------------------|--------------|
| P.T.T. (G.T.W.)             | 23 t         |
| Dimensione Min./Max cassone | 5000/6500 mm |
| Max velocità                | 40 km/h      |
| (*) Tara                    | 6600 kg      |

### BRACCIO TELESCOPICO


|                              |                |
|------------------------------|----------------|
| Altezza gancio               | 1425/1460/1570 |
| Bloccaggio container esterno | idraulico      |
| Angolo di ribaltamento       | 57°            |
| Max cap. ribaltamento        | 26 t           |
| Max cap. carico              | 26 t           |

### SISTEMA IDRAULICO

|                       |                 |
|-----------------------|-----------------|
| Idraulica al trattore | 3 elementi d.e. |
|-----------------------|-----------------|

(\*) la tara è riferita all'attrezzatura base del rimorchio senza opzioni ed accessori

### CHASSIS

|  |                   |              |
|--|-------------------|--------------|
|  | Section structure | 250 x 100 mm |
|  | Section essieux   | 2 x 150 mm   |
|  | Freins tambour    | 406 x 120 mm |
|  | Pneus             | 550/60-22,5  |

### POIDS ET DIMENSIONS

|                       |              |
|-----------------------|--------------|
| Poids totale remorque | 23 t         |
| Longueur conteneur    | 5000/6500 mm |
| Max vitesse           | 40 km/h      |
| (*) Tara              | 6600 kg      |

### BRAS TELESCOPIQUE


|                         |                |
|-------------------------|----------------|
| Hauteur crochet         | 1425/1460/1570 |
| Verrouillage conteneur  | hydraulique    |
| Angle de bennage        | 57°            |
| Max capacité de bennage | 26 t           |
| Max capacité de charge  | 26 t           |

### SYSTÈME HYDRAULIQUE

|                      |                  |
|----------------------|------------------|
| Hydraulique tracteur | 3 contrôles d.e. |
|----------------------|------------------|

(\*) La tare de la remorque est référée à l'équipement base sans options et accessoires.

### CHASSIS

|   |               |              |
|---|---------------|--------------|
|  | Frame section | 250 x 100 mm |
|   | Axles section | 2 x 150 mm   |
|   | Brake drums   | 406 x 120 mm |
|   | Wheel size    | 550/60-22,5  |

### WEIGHT AND DIMENSION

|                               |              |
|-------------------------------|--------------|
| Gross Trailer Weight (G.T.W.) | 23 t         |
| Container handling cap.       | 5000/6500 mm |
| Max speed                     | 40 km/h      |
| (*) Tare                      | 6600 kg      |

### TELESCOPIC ARM


|                                     |                |
|-------------------------------------|----------------|
| Hook level                          | 1425/1460/1570 |
| Container internal/external locking | hydraulic      |
| Tipping angle                       | 57°            |
| Tipping capacity                    | 26 t           |
| Lifting capacity                    | 26 t           |

### OLEO-DYNAMIC SYSTEM

|                    |                  |
|--------------------|------------------|
| Tractor hydraulics | 3 controls d. a. |
|--------------------|------------------|

(\*) Tare: the trailer weight is referred to the basic unit without options and accessories.

### FAHRGESTELL

|   |                   |              |
|---|-------------------|--------------|
|  | Rahmenquerschnitt | 250 x 100 mm |
|   | Achsenquerschnitt | 2 x 150 mm   |
|   | Bremstrommel      | 406 x 120 mm |
|   | Bereifung         | 550/60-22,5  |

### MASSE UND GEWICHT

|                           |              |
|---------------------------|--------------|
| Gesamtgewicht             | 23 t         |
| Containerlänge min./max   | 5000/6500 mm |
| Zul.Höchstgeschwindigkeit | 40 km/h      |
| (*) Leergewicht           | 6600 kg      |

### TELESKOPARM

|                                     |                |
|-------------------------------------|----------------|
| Hakenhöhe                           | 1425/1460/1570 |
| Innere/äußere Containerverriegelung | hydraulisch    |
| Kippwinkel                          | 57°            |
| kippkapazität                       | 26 t           |
| Hebekapazität                       | 26 t           |

### HIDRAULIKANLAGE

|                      |                  |
|----------------------|------------------|
| Hydraulik am Traktor | 3 doppelwirkende |
|----------------------|------------------|

(\*) Leergewicht ohne Zusatzausstattungen und Sonderausrüstungen

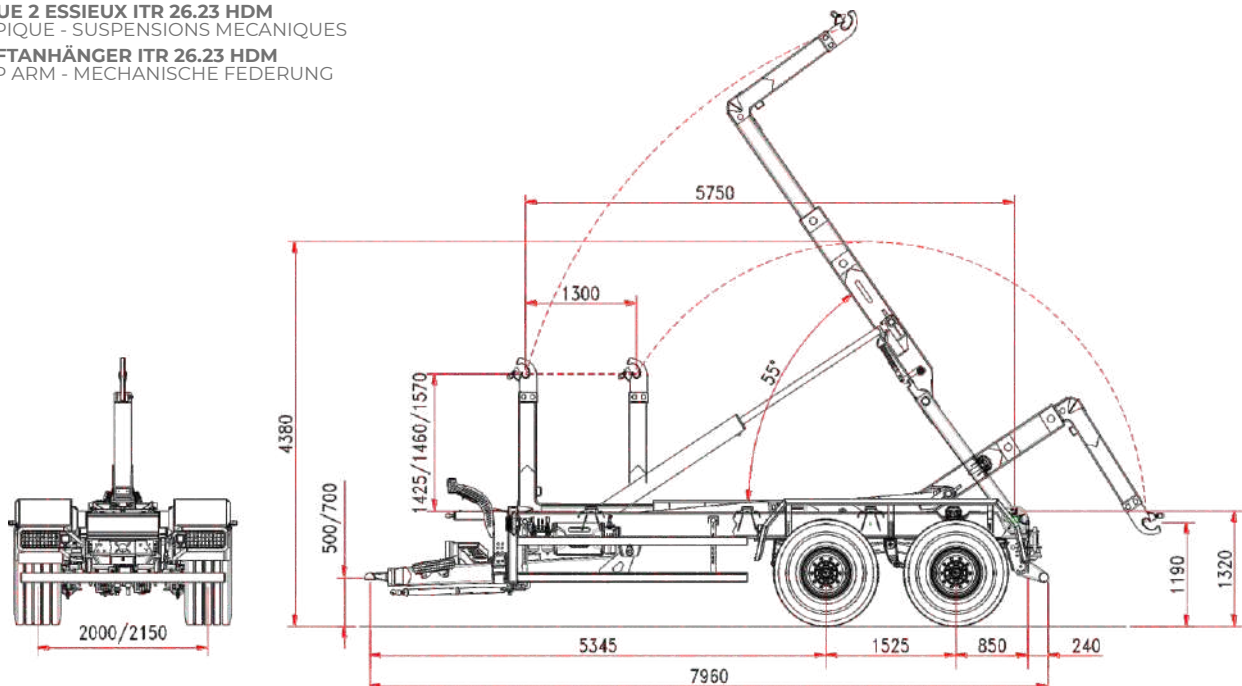


**RIMORCHIO 2 ASSI ITR 26.23 HDM**  
TELESCOPICO - SOSPENSIONI MECCANICHE

**2 AXLES HOOKLIFT TRAILER ITR 26.23 HDM**  
TELESCOPIC - MECHANIC SUSPENSIONS

**REMORQUE 2 ESSIEUX ITR 26.23 HDM**  
TELESCOPIQUE - SUSPENSIONS MECANIQUES

**HAKENLIFTANHÄNGER ITR 26.23 HDM**  
TELESKOP ARM - MECHANISCHE FEDERUNG




## Caratteristiche Standard

## Standard Features

## Caractéristiques Standard

## Standard-Merkmale

### TELAIO

|  |                    |              |
|--|--------------------|--------------|
|  | Sezione longheroni | 250 x 100 mm |
|  | Sezioni assali     | 2 x 150 mm   |
|  | Freni a tamburo    | 406 x 120 mm |
|  | Sezione ruote      | 550/60-22,5  |

### PESO E MISURE

|                             |              |
|-----------------------------|--------------|
| P.T.T. (G.T.W.)             | 23 t         |
| Dimensione Min./Max cassone | 5000/6500 mm |
| Max velocità                | 40 km/h      |
| (*) Tara                    | 6450 kg      |

### BRACCIO TELESCOPICO


|                              |                |
|------------------------------|----------------|
| Altezza gancio               | 1425/1460/1570 |
| Bloccaggio container esterno | idraulico      |
| Angolo di ribaltamento       | 55°            |
| Max cap. ribaltamento        | 26 t           |
| Max cap. carico              | 26 t           |

### SISTEMA IDRAULICO

|                       |                 |
|-----------------------|-----------------|
| Idraulica al trattore | 1 elementi d.e. |
|-----------------------|-----------------|

(\*) la tara è riferita all'attrezzatura base del rimorchio senza opzioni ed accessori

### CHASSIS

|  |                   |              |
|--|-------------------|--------------|
|  | Section structure | 250 x 100 mm |
|  | Section essieux   | 2 x 150 mm   |
|  | Freins tambour    | 406 x 120 mm |
|  | Pneus             | 550/60-22,5  |

### POIDS ET DIMENSIONS

|                       |              |
|-----------------------|--------------|
| Poids totale remorque | 23 t         |
| Longueur conteneur    | 5000/6500 mm |
| Max vitesse           | 40 km/h      |
| (*) Tara              | 6450 kg      |

### BRAS TELESCOPIQUE

|                         |                |
|-------------------------|----------------|
| Hauteur crochet         | 1425/1460/1570 |
| Verrouillage conteneur  | hydraulique    |
| Angle de bennage        | 55°            |
| Max capacité de bennage | 26 t           |
| Max capacité de charge  | 26 t           |

### SYSTÈME HYDRAULIQUE

|                      |                  |
|----------------------|------------------|
| Hydraulique tracteur | 1 contrôles d.e. |
|----------------------|------------------|

(\*) La tare de la remorque est référencé à l'équipement base sans options et accessoires.

### CHASSIS

|   |               |              |
|---|---------------|--------------|
|  | Frame section | 250 x 100 mm |
|   | Axles section | 2 x 150 mm   |
|   | Brake drums   | 406 x 120 mm |
|   | Wheel size    | 550/60-22,5  |

### WEIGHT AND DIMENSION

|                               |              |
|-------------------------------|--------------|
| Gross Trailer Weight (G.T.W.) | 23 t         |
| Container handling cap.       | 5000/6500 mm |
| Max speed                     | 40 km/h      |
| (*) Tare                      | 6450 kg      |

### TELESCOPIC ARM


|                                     |                |
|-------------------------------------|----------------|
| Hook level                          | 1425/1460/1570 |
| Container internal/external locking | hydraulic      |
| Tipping angle                       | 55°            |
| Tipping capacity                    | 26 t           |
| Lifting capacity                    | 26 t           |

### OLEO-DYNAMIC SYSTEM

|                    |                  |
|--------------------|------------------|
| Tractor hydraulics | 1 controls d. a. |
|--------------------|------------------|

(\*) Tare: the trailer weight is referred to the basic unit without options and accessories.

### FAHRGESTELL

|   |                   |              |
|---|-------------------|--------------|
|  | Rahmenquerschnitt | 250 x 100 mm |
|   | Achsenquerschnitt | 2 x 150 mm   |
|   | Bremstrommel      | 406 x 120 mm |
|   | Bereifung         | 550/60-22,5  |

### MASSE UND GEWICHT

|                           |              |
|---------------------------|--------------|
| Gesamtgewicht             | 23 t         |
| Containerlänge min./max   | 5000/6500 mm |
| Zul.Höchstgeschwindigkeit | 40 km/h      |
| (*) Leergewicht           | 6450 kg      |

### TELESKOPARM

|                                     |                |
|-------------------------------------|----------------|
| Hakenhöhe                           | 1425/1460/1570 |
| Innere/äußere Containerverriegelung | hydraulisch    |
| Kippwinkel                          | 55°            |
| kippkapazität                       | 26 t           |
| Hebekapazität                       | 26 t           |

### HIDRAULIKANLAGE

|                      |                  |
|----------------------|------------------|
| Hydraulik am Traktor | 1 doppelwirkende |
|----------------------|------------------|

(\*) Leergewicht ohne Zusatzausstattungen und Sonderausrüstungen

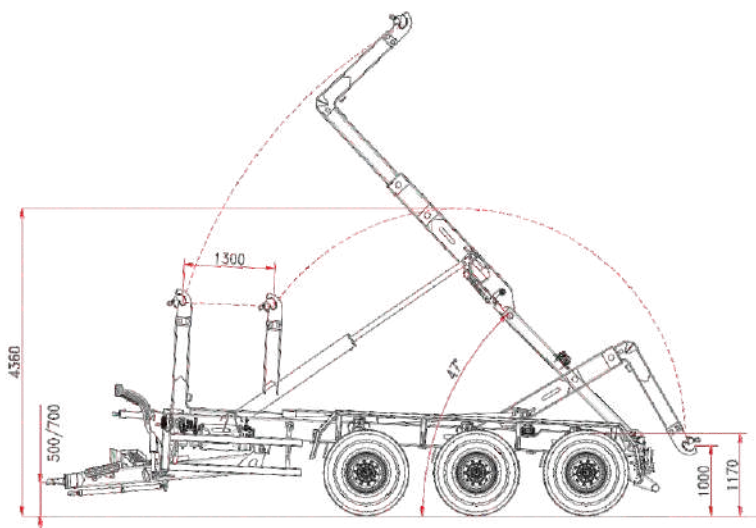
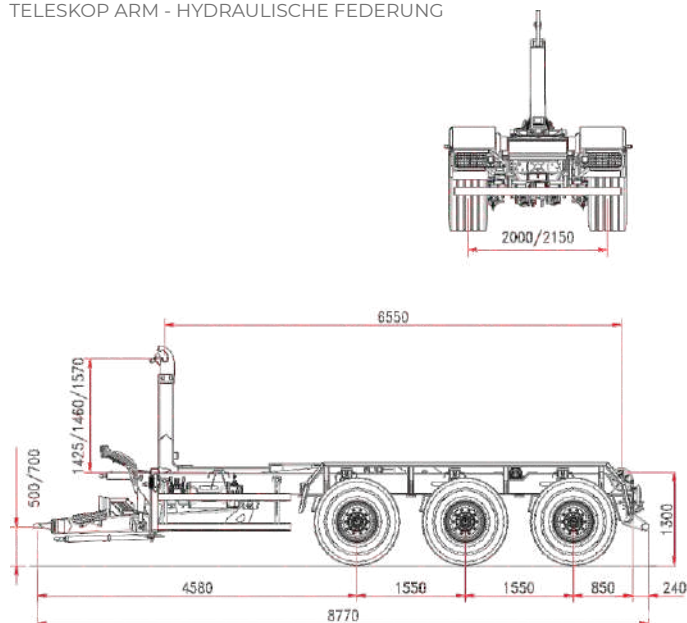


**RIMORCHIO 3 ASSI ITR 26.33 HD**  
TELESCOPICO - SOSPENSIONI IDRAULICHE

**3 AXLES HOOKLIFT TRAILER ITR 26.33 HD**  
TELESCOPIC - HYDRAULIC SUSPENSIONS

**REMORQUE 3 ESSIEUX ITR 26.33 HD**  
TELESCOPIQUE - SUSPENSIONS HYDRAULIQUES

**HAKENLIFTANHÄNGER ITR 26.33 HD**  
TELESKOP ARM - HYDRAULISCHE FEDERUNG




## Caratteristiche Standard

## Standard Features

## Caractéristiques Standard

## Standard-Merkmale

### TELAIO

|  |                    |              |
|--|--------------------|--------------|
|  | Sezione longheroni | 250 x 100 mm |
|  | Sezioni assali     | 3 x 150 mm   |
|  | Freni a tamburo    | 406 x 120 mm |
|  | Sezione ruote      | 550/60-22,5  |

### PESO E MISURE

|                             |              |
|-----------------------------|--------------|
| P.T.T. (G.T.W.)             | 33 t         |
| Dimensione Min./Max cassone | 5500/7500 mm |
| Max velocità                | 40 km/h      |
| (*) Tara                    | 7750 kg      |

### BRACCIO TELESCOPICO


|                              |                |
|------------------------------|----------------|
| Altezza gancio               | 1425/1460/1570 |
| Bloccaggio container esterno | idraulico      |
| Angolo di ribaltamento       | 47°            |
| Max cap. ribaltamento        | 26 t           |
| Max cap. carico              | 26 t           |

### SISTEMA IDRAULICO

|                       |                 |
|-----------------------|-----------------|
| Idraulica al trattore | 3 elementi d.e. |
|-----------------------|-----------------|

(\*) la tara è riferita all'attrezzatura base del rimorchio senza opzioni ed accessori

### CHASSIS

|  |                   |              |
|--|-------------------|--------------|
|  | Section structure | 250 x 100 mm |
|  | Section essieux   | 3 x 150 mm   |
|  | Freins tambour    | 406 x 120 mm |
|  | Pneus             | 550/60-22,5  |

### POIDS ET DIMENSIONS

|                       |              |
|-----------------------|--------------|
| Poids totale remorque | 33 t         |
| Longueur conteneur    | 5500/7500 mm |
| Max vitesse           | 40 km/h      |
| (*) Tara              | 7750 kg      |

### BRAS TELESCOPIQUE

|                         |                |
|-------------------------|----------------|
| Hauteur crochet         | 1425/1460/1570 |
| Verrouillage conteneur  | hydraulique    |
| Angle de bennage        | 47°            |
| Max capacité de bennage | 26 t           |
| Max capacité de charge  | 26 t           |

### SYSTÈME HYDRAULIQUE

|                      |                  |
|----------------------|------------------|
| Hydraulique tracteur | 3 contrôles d.e. |
|----------------------|------------------|

(\*) La tare de la remorque est référée à l'équipement base sans options et accessoires.

### CHASSIS

|   |               |              |
|---|---------------|--------------|
|  | Frame section | 250 x 100 mm |
|   | Axles section | 3 x 150 mm   |
|   | Brake drums   | 406 x 120 mm |
|   | Wheel size    | 550/60-22,5  |

### WEIGHT AND DIMENSION

|                               |              |
|-------------------------------|--------------|
| Gross Trailer Weight (G.T.W.) | 33 t         |
| Container handling cap.       | 5500/7500 mm |
| Max speed                     | 40 km/h      |
| (*) Tare                      | 7750 kg      |

### TELESCOPIC ARM


|                                     |                |
|-------------------------------------|----------------|
| Hook level                          | 1425/1460/1570 |
| Container internal/external locking | hydraulic      |
| Tipping angle                       | 47°            |
| Tipping capacity                    | 26 t           |
| Lifting capacity                    | 26 t           |

### OLEO-DYNAMIC SYSTEM

|                    |                  |
|--------------------|------------------|
| Tractor hydraulics | 3 controls d. a. |
|--------------------|------------------|

(\*) Tare: the trailer weight is referred to the basic unit without options and accessories.

### FAHRGESTELL

|   |                   |              |
|---|-------------------|--------------|
|  | Rahmenquerschnitt | 250 x 100 mm |
|   | Achsenquerschnitt | 3 x 150 mm   |
|   | Bremstrommel      | 406 x 120 mm |
|   | Bereifung         | 550/60-22,5  |

### MASSE UND GEWICHT

|                           |              |
|---------------------------|--------------|
| Gesamtgewicht             | 33 t         |
| Containerlänge min./max   | 5500/7500 mm |
| Zul.Höchstgeschwindigkeit | 40 km/h      |
| (*) Leergewicht           | 7750 kg      |

### TELESKOPARM

|                                     |                |
|-------------------------------------|----------------|
| Hakenhöhe                           | 1425/1460/1570 |
| Innere/äußere Containerverriegelung | hydraulisch    |
| Kippwinkel                          | 47°            |
| kippkapazität                       | 26 t           |
| Hebekapazität                       | 26 t           |

### HIDRAULIKANLAGE

|                      |                                 |
|----------------------|---------------------------------|
| Hydraulik am Traktor | 3 doppelwirkende Steuerelemente |
|----------------------|---------------------------------|

(\*) Leergewicht ohne Zusatzausstattungen und Sonderausrüstungen

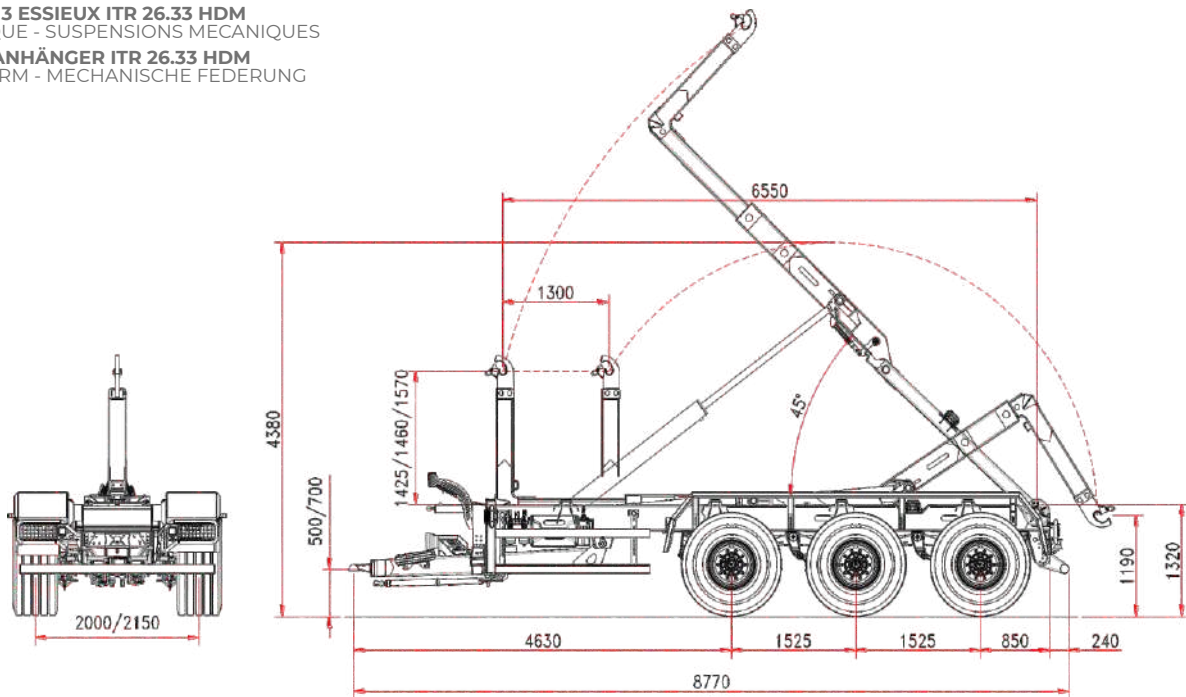


**RIMORCHIO 3 ASSI ITR 26.33 HDM**  
TELESCOPICO - SOSPENSIONI MECCANICHE

**3 AXLES HOOKLIFT TRAILER ITR 26.33 HDM**  
TELESCOPIC - MECHANIC SUSPENSIONS

**REMORQUE 3 ESSIEUX ITR 26.33 HDM**  
TELESCOPIQUE - SUSPENSIONS MECANIQUES

**HAKENLIFTANHÄNGER ITR 26.33 HDM**  
TELESKOP ARM - MECHANISCHE FEDERUNG




## Caratteristiche Standard

## Standard Features

## Caractéristiques Standard

## Standard-Merkmale

### TELAIO

|  |                    |              |
|--|--------------------|--------------|
|  | Sezione longheroni | 250 x 100 mm |
|  | Sezioni assali     | 3 x 150 mm   |
|  | Freni a tamburo    | 406 x 120 mm |
|  | Sezione ruote      | 550/60-22,5  |

### PESO E MISURE

|                             |              |
|-----------------------------|--------------|
| P.T.T. (G.T.W.)             | 33 t         |
| Dimensione Min./Max cassone | 5500/7500 mm |
| Max velocità                | 40 km/h      |
| (*) Tara                    | 8500 kg      |

### BRACCIO TELESCOPICO


|                              |                |
|------------------------------|----------------|
| Altezza gancio               | 1425/1460/1570 |
| Bloccaggio container esterno | idraulico      |
| Angolo di ribaltamento       | 45°            |
| Max cap. ribaltamento        | 26 t           |
| Max cap. carico              | 26 t           |

### SISTEMA IDRAULICO

|                       |                 |
|-----------------------|-----------------|
| Idraulica al trattore | 1 elementi d.e. |
|-----------------------|-----------------|

(\*) la tara è riferita all'attrezzatura base del rimorchio senza opzioni ed accessori

### CHASSIS

|  |                   |              |
|--|-------------------|--------------|
|  | Section structure | 250 x 100 mm |
|  | Section essieux   | 3 x 150 mm   |
|  | Freins tambour    | 406 x 120 mm |
|  | Pneus             | 550/60-22,5  |

### POIDS ET DIMENSIONS

|                       |              |
|-----------------------|--------------|
| Poids totale remorque | 33 t         |
| Longueur conteneur    | 5500/7500 mm |
| Max vitesse           | 40 km/h      |
| (*) Tara              | 8500 kg      |

### BRAS TELESCOPIQUE


|                         |                |
|-------------------------|----------------|
| Hauteur crochet         | 1425/1460/1570 |
| Verrouillage conteneur  | hydraulique    |
| Angle de bennage        | 45°            |
| Max capacité de bennage | 26 t           |
| Max capacité de charge  | 26 t           |

### SYSTÈME HYDRAULIQUE

|                      |                  |
|----------------------|------------------|
| Hydraulique tracteur | 1 contrôles d.e. |
|----------------------|------------------|

(\*) La tare de la remorque est référée à l'équipement base sans options et accessoires.

### CHASSIS

|   |               |              |
|---|---------------|--------------|
|  | Frame section | 250 x 100 mm |
|   | Axles section | 3 x 150 mm   |
|   | Brake drums   | 406 x 120 mm |
|   | Wheel size    | 550/60-22,5  |

### WEIGHT AND DIMENSION

|                               |              |
|-------------------------------|--------------|
| Gross Trailer Weight (G.T.W.) | 33 t         |
| Container handling cap.       | 5500/7500 mm |
| Max speed                     | 40 km/h      |
| (*) Tare                      | 8500 kg      |

### TELESCOPIC ARM


|                                     |                |
|-------------------------------------|----------------|
| Hook level                          | 1425/1460/1570 |
| Container internal/external locking | hydraulic      |
| Tipping angle                       | 45°            |
| Tipping capacity                    | 26 t           |
| Lifting capacity                    | 26 t           |

### OLEO-DYNAMIC SYSTEM

|                    |                  |
|--------------------|------------------|
| Tractor hydraulics | 1 controls d. a. |
|--------------------|------------------|

(\*) Tare: the trailer weight is referred to the basic unit without options and accessories.

### FAHRGESTELL

|   |                   |              |
|---|-------------------|--------------|
|  | Rahmenquerschnitt | 250 x 100 mm |
|   | Achsenquerschnitt | 3 x 150 mm   |
|   | Bremstrommel      | 406 x 120 mm |
|   | Bereifung         | 550/60-22,5  |

### MASSE UND GEWICHT

|                           |              |
|---------------------------|--------------|
| Gesamtgewicht             | 33 t         |
| Containerlänge min./max   | 5500/7500 mm |
| Zul.Höchstgeschwindigkeit | 40 km/h      |
| (*) Leergewicht           | 8500 kg      |

### TELESKOPARM

|                                     |                |
|-------------------------------------|----------------|
| Hakenhöhe                           | 1425/1460/1570 |
| Innere/äußere Containerverriegelung | hydraulisch    |
| Kippwinkel                          | 45°            |
| kippkapazität                       | 26 t           |
| Hebekapazität                       | 26 t           |

### HIDRAULIKANLAGE

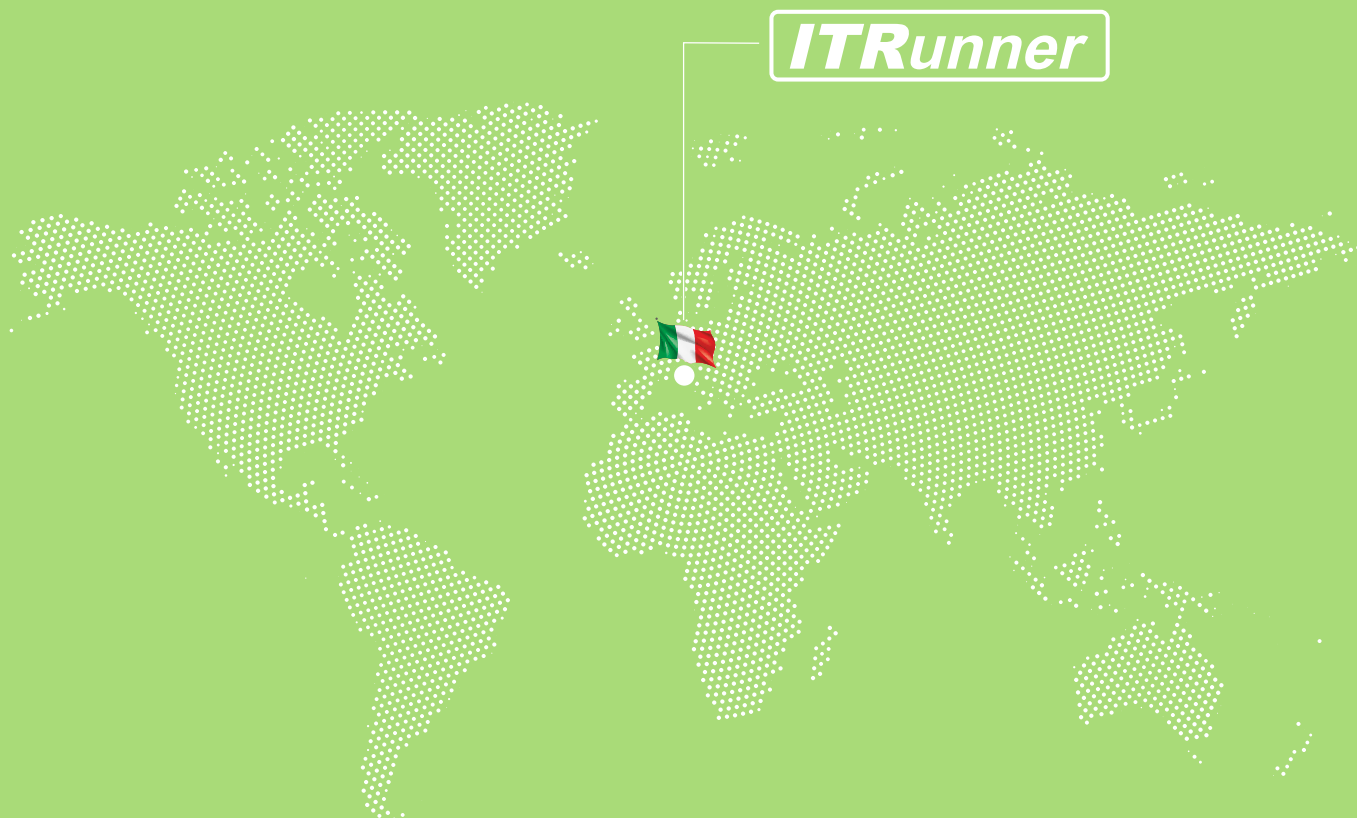
|                      |                  |
|----------------------|------------------|
| Hydraulik am Traktor | 1 doppelwirkende |
|----------------------|------------------|

(\*) Leergewicht ohne Zusatzausstattungen und Sonderausrüstungen





[www.itrunner.it](http://www.itrunner.it)



**ITRunner**

Reg. Oltre Rea, 32  
12060 Monchiero (CN) - Italy  
Phone +39 0173 780 002  
Email: [info@itrunner.it](mailto:info@itrunner.it)



*lift your life*

